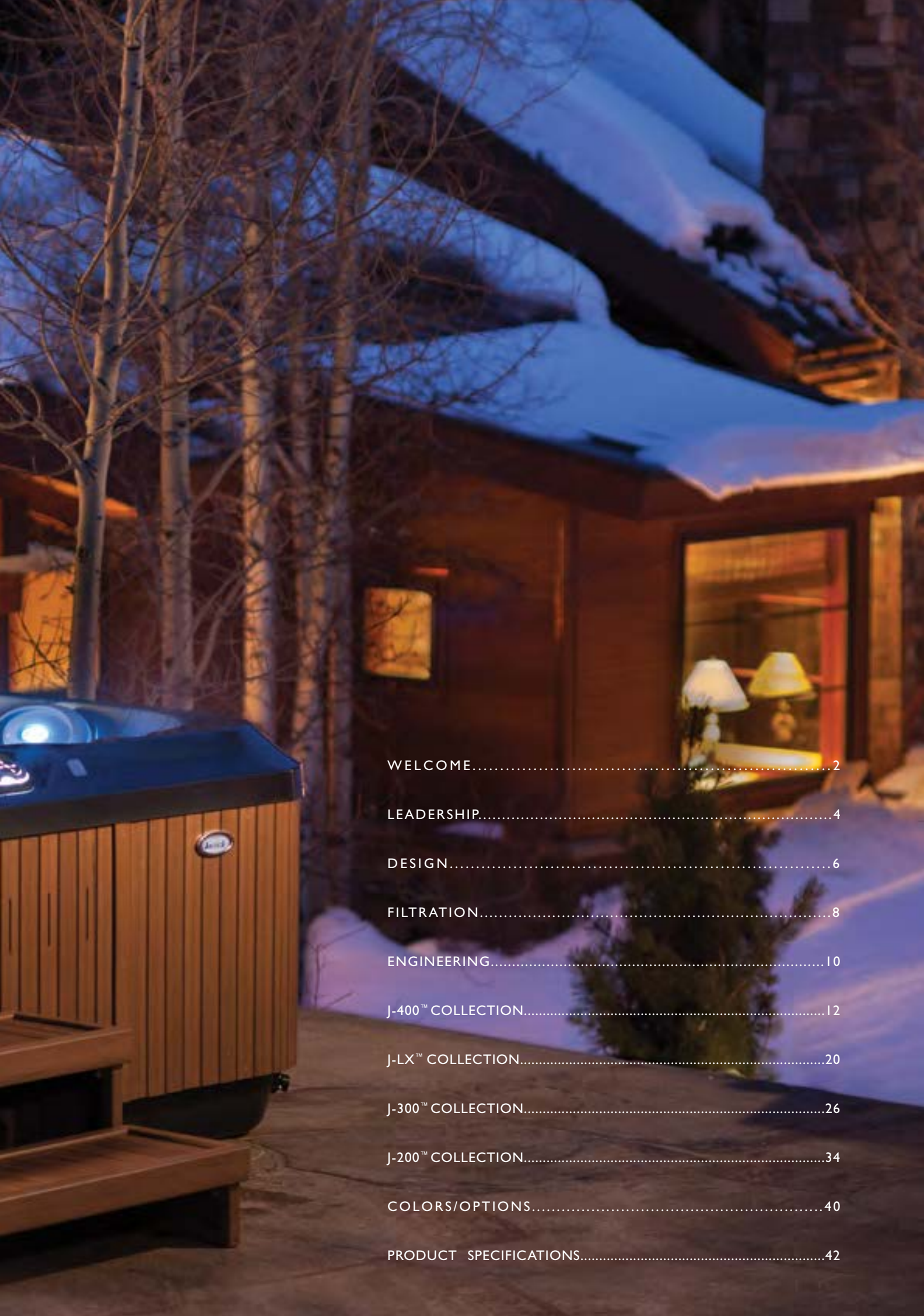


HOT TUB COLLECTION







WELCOME.....	2
LEADERSHIP.....	4
DESIGN.....	6
FILTRATION.....	8
ENGINEERING.....	10
J-400™ COLLECTION.....	12
J-LX™ COLLECTION.....	20
J-300™ COLLECTION.....	26
J-200™ COLLECTION.....	34
COLORS/OPTIONS.....	40
PRODUCT SPECIFICATIONS.....	42



THERE'S ONLY ONE

The Jacuzzi® Brand is an icon. Legendary for quality and performance, the Jacuzzi® Brand sets the standard by which all hot tubs are measured. From the invention of the first portable hydromassage pump to our complete collection of premium hot tubs, innovation and design remain the twin cornerstones of our business. This focus on leadership is reflected in more than 250 patents and the quality and performance you experience in our products.

No other hot tub can compare to the quality and performance of the Jacuzzi® Brand. While imitation may be the sincerest form of flattery, there's only one Jacuzzi® Brand.



INDUSTRY LEADERSHIP

Nearly 60 years of industry leadership, a legacy of product quality and performance, is engineered into every product we design. That's why we put our name on it. When you purchase a Jacuzzi® hot tub, you are buying peace of mind, confident that your hot tub is made to the demanding standards of the Jacuzzi® Brand.

We've thought of better massage therapy technology and built it into our PowerPro® jet system...

We've thought of better water care and built it into our **CLEARRAY®** Water Purification System...

We've thought of style, design and product quality and built them into every model we make...

We've thought of these things, you don't have to.

So, when you slip away to your Jacuzzi® hot tub for a moment of solitude, a quiet escape with that special someone or to celebrate with family and friends, trust in the quality and performance of the Jacuzzi® Brand and focus on what really matters.



ERGONOMICALLY DESIGNED

Jacuzzi® Brand's quality and performance is best reflected in our jetting system and the hydromassage it provides.

A Jacuzzi® hot tub isn't just a jetted box of warm water; it's the culmination of almost 60 years of advanced engineering focused upon relief. Our patented PowerPro® jet system showcases 17 unique jets designed for flexibility, moving water expertly and efficiently.

It begins with you. Each seat features unique jet variety for different body coverage and personalized massage, providing optimal hydromassage for you. Ergonomically crafted to fit everybody, Jacuzzi® hot tubs feature sweeping corners and barrier-free seating, inviting you to stretch-out and relax. Controls customize your experience — heat and jet pressure, even lighting and sound.

Jacuzzi® hot tubs are unmatched in quality and performance. They are designed for exceptional hydromassage through the combination of heat, buoyancy and massage; engineered to leave you refreshed, restored and renewed.



ENGINEERED SEATING

1. THE FX10 THERAPY SEAT
10 PowerPro® FX Jets are set in a seat designed for maximum therapy and versatility. Stimulating, spiral-action jets with adjustable pressure massage the back and neck.

2. SOAKING SEAT
Sink into a comfortable soaking seat and enjoy the Water Rainbow® waterfall as it falls over your shoulders.

3. PROAIR® LOUNGE SEAT
Designed to distribute body weight evenly for an effective massage. The PowerPro® FX Jets massage the neck and back while BX Jets target the legs and calves with an invigorating, bubbling massage. FX Jets stimulate the muscles of the feet with therapeutic relief.

4. TRANSITION SEAT
Designed for sitting partially out of the hot tub, the Transition Seat lets you leave the warmth of the hot tub gradually.

5. MX JET THERAPY SEAT
This deeply contoured seat and cushioned headrest position you for a powerful high volume, low pressure massage.

6. POWERPRO® THERAPY JET SEAT
Four types of PowerPro® jets target the key areas of the neck, shoulders, and back letting you control the high or low pressure giving you a customized rejuvenating massage.

SIMPLY CLEAN, CLEAR WATER

At Jacuzzi, we continue to innovate, improving upon our leading water management and purification systems because maintaining your hot tub shouldn't be a chore.

Sophisticated, yet simple, the filtration process maintains the water's purity with fewer chemicals and less maintenance. Our water management systems are designed for ease of use and performance. From the filter material, to the location of the filtration system, to the integration of the pumps; filtration occurs even when the hot tub is not in use.

Our filtration systems, coupled with UV-C technology in the **CLEARRAY**® water purification system, complements the filtration process. It supports even cleaner water without producing or adding any gases, chemicals or other by-products to the water*. Further, independent testing has shown that the **CLEARRAY**® water purification system results in cleaner water with fewer chemicals*.

Simply, it's easier maintenance at a lower cost.



* Shown in lab tests, refer to local governing water chemistry regulations

J-400™ COLLECTION:

Our latest innovation, the ProClarity™ Filtration System exceeds all others because it helps to ensure clean, sparkling water, with less maintenance. The J-400™ Collection uses an exclusive five stage process for outstanding performance. The first two stages combine a superior surface skimming weir and ProCatch™ bag to clean the surface while trapping large debris for easy removal. Next, a pleated cartridge filter operates with your hot tubs hydromassage pump and the newly patented ProClarity™ filter operates with the circulation pump removing large and small particles providing the cleanest water.



ProClarity™ Water Management System comes standard on a J-400™ Collection Hot Tub. Talk to your dealer about installing the ProClarity system on J-LX™ and J-300™ Collection Hot Tubs.

J-LX™ COLLECTION:

The dual filtration provides superior water management by using ProClear® technology. The filter grill has an integrated skimming weir for better surface cleaning and a ProCatch™ bag to remove fine particles from the water providing clear water.

J-300™ COLLECTION:

The ProClear™ Filtration System has two 60 sq. ft. filters that ensures extra coverage to remove particles of all sizes from the water. One filter is dedicated to the circulation pump that frequently turns the water over and the second filter works during normal use of the jets for maximum purification. An integrated filter cover with a ProCatch™ bag ensures floating debris is removed from the water before entering the filtration system.

J-200™ COLLECTION:

A top-loading filtration unit gives you easy access to the filter making maintenance a breeze.



Jacuzzi® hot tubs have **CLEARRAY**® installed standard on all models to work in conjunction with all filtration system for cleaner water and easy maintenance which will prolong the life of your hot tub. With

an annual bulb replacement, **CLEARRAY**® makes hot tub ownership easy and effortless. The innovative technology used to design the optimum system for each specific model means everything works in sync. The water stays cleaner longer for your enjoyment.

Ask you dealer about the ProClear™ mineral cartridge that will provide even cleaner water and is designed to fit inside your filter for added convenience. ProClear™ mineral cartridge is not available in Canada.

EXCELLENCE IN ENGINEERING

A family of machinists, the Jacuzzi brothers brought their engineering expertise to varied fields at the turn of the 20th century. That same spirit of innovation and design is built into every Jacuzzi® hot tub and reflected in our quality and performance.

Exceptionally engineered, quality and performance are built into the parts you see and even those you don't. Sitting on a ProPolymer™ foundation, a Jacuzzi® hot tub is fully sealed to protect the framework and components from moisture and the elements. High density foam and a well-engineered structure not only support energy-efficiency, but also insulate for noise and moisture reduction. Our acrylic shells are made using the TriFusion™ system—a three step process, resulting in a stronger shell that holds in heat for less energy use. Weather-resistant ProEndure™ cabinetry is attractive and ensures the longevity of your purchase.

You can be certain every hot tub that bears the Jacuzzi® Brand name, even the one you've designed yourself, is unmatched in the industry.



ALL JACUZZI® HOT TUBS MEET STRICT ENERGY CONSUMPTION STANDARDS FROM THE CALIFORNIA ENERGY COMMISSION. ENERGY EFFICIENT COMPONENTS:



MODEL	ESTIMATED MONTHLY COST*	ESTIMATED MONTHLY COST* WITH SMARTSEAL™ INSULATION
J-495™	\$21.17	-
J-480™	\$19.58	\$16.06
J-470™	\$17.14	\$14.11
J-465™	\$18.79	\$15.70
J-425™	\$15.91	-
J-415™	\$12.96	-
J-LX™	\$10.94	-
J-LXL™	\$12.46	-
J-385™	-	-
J-375™	\$15.91	\$11.16
J-365™	\$13.97	\$11.16
J-355™	\$13.18	\$11.74
J-345™	\$15.34	\$11.52
J-335™	\$15.70	\$11.45
J-325™	\$12.89	\$11.23
J-315™	\$9.94	\$8.71
J-280™	\$16.34	-
J-275™	\$19.66	-
J-245™	\$18.65	-
J-235™	\$17.71	-
J-210™	\$11.45	-

*Estimated monthly cost is based on CEC test protocol for stand-by power consumption only. Test results measured in a controlled environment based on a kilowatt rate per hour of \$0.10. Local and future energy rates, local conditions and individual use will alter these estimated monthly costs. For complete CEC test protocol and results visit: <http://www.energy.ca.gov>. Spa Temperature 101° F / 38° C Kilowatt Rate Per Hour \$0.10

FULL-FOAM INSULATION

High-density foam, plus a lighter foam, fill the space between the shell and the spa's skirt, reducing heat loss and lowering energy bills.

JET PUMPS

High-volume, energy-efficient pumps power the jets with steady reliability.

ENERGY-SAVING IMMERSION HEATER

The heater features an ultra low-watt density, energy-conserving heating element. Water passes over the heater slowly, increasing the efficient transfer of heat to water and reducing mineral build-up.

CIRCULATION PUMP

Engineered to heat, filter and sanitize in a highly efficient way, the circulation pump also transfers heat created by the motor to the water, reducing energy usage.

SMARTSEAL™ INSULATION

Available on the J-400™ and J-300™ Collections, our factory-installed insulation blanket achieves a 25% energy reduction. Ideal for cold climates, it also reduces operating noise and helps protect from mold and moisture.

J-400™ COLLECTION

The J-400™ Collection is the ultimate luxury in the hot tub category-- winning design, outstanding performance and smart technology. Graceful curves create a dramatic profile with our unique high back design which offers additional privacy and a cascading waterfall neck massage. Featuring our widest array of proprietary PowerPro® jets and broadest body coverage, the J-400™ Collection provides the best massage in the industry. With intuitive controls, the advanced **CLEARRAY®** Water Purification System, durable construction and the industry's best warranty, it's easy to understand why the J-400™ Collection has earned three ADEX Awards for design. You owe it to yourself to take a closer look at the J-400™ Collection.



OUR DESIGNER COLLECTION

The designer J-400™ Collection is where luxury meets comfort. Beyond our proprietary PowerPro® jets and industry leading massage, the J-400™ Collection showcases exclusive components that provide unsurpassed experience.

The J-1000™ control system with full color LCD screen that provides easy to use controls with programmability that can help improve energy efficiency. It also interfaces with the BLUEWAVE™ spa stereo system to provide complete control and to display track information. The ProLite™ LED lighting system features backlit pillows, Jacuzzi® Brand seat logo light, WaterColour™ waterfall, lighted cup holders and the PowerPro® IX jet, which illuminates bubbles as they rise.

The star of the collection is the J-495™ model. Equipped with three pumps to provide maximum performance, the J-495™ also has room to seat up to nine adults. For smaller spaces, the J-415™ is perfect. No matter which you choose from the J-400™ collection, you will be getting the best—the Jacuzzi® Brand.



BLUEWAVE™ SPA STEREO SYSTEM

The intuitive and easy to use BLUEWAVE™ Spa Stereo System allows you to connect via Bluetooth®, up to 30ft. Use your smart-phone to listen to your own playlist or your favorite radio station. The BLUEWAVE™ Spa Stereo System includes FM radio and USB power that gives you a direct connect and charges while listening to your smartphone device. An AUX input is built-in for your alternative music source.



JACUZZI® LOGO INDICATOR LIGHT

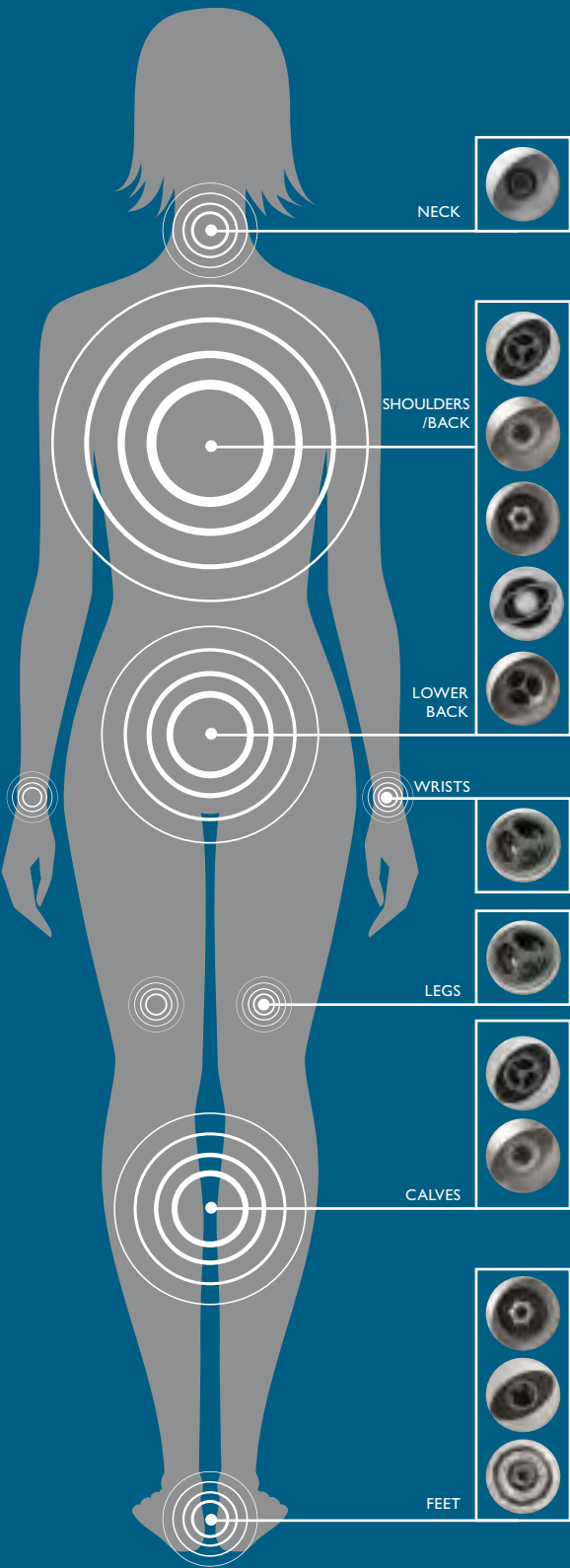
For ease of mind, the logo indicator light, which is located on the outside of the hot tub ProEndure™ cabinet is illuminated in a white color if your hot tub is operating normally. If the hot tub needs attention, the light will illuminate red, indicating you have an error message to read on your J-1000™ Control System.



EXCLUSIVE POWERPRO® JETS

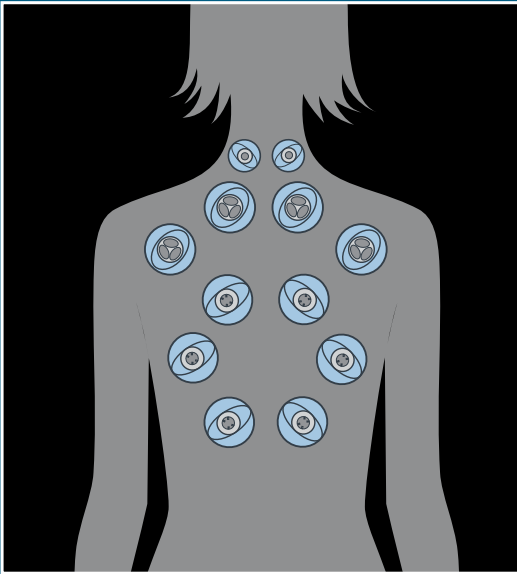
Leaders in the industry, we know jet coverage. Variety and flexibility matter because they ensure you get your optimal massage. The exclusive Jacuzzi® PowerPro® jetting system features controlled jet action which enables you to adjust to your comfort. Different muscle groups demand different types of massage jet action. Each of the versatile jets in the J-400™ Collection delivers a full range of massages, from robust and stimulating to gentle and rejuvenating. Selected adjustable jets let you control the way they perform just by turning the “face” or nozzle.

HYDROMASSAGE ZONES



JACUZZI® GENUINE MASSAGE THERAPY WITH EXCLUSIVE POWERPRO® JET SYSTEM

Jacuzzi® Brand's patented PowerPro® jet system showcases nearly six decades of leadership and innovation in jet technology. The J-400™ collection offers superior hydromassage and performance with the largest variety of massage.



FX-I2 POWERPRO® THERAPY SEAT

The FX-I2 PowerPro® Therapy Seat, based on the original FX-I0 PowerPro® Therapy Seat, can be found in every J-400™ model. Ergonomic seating cradles your body securely for a therapeutic 12 jet massage including a customized neck massage.



PERFORMANCE

No other hot tub manufacturer has the decades of engineering expertise to match the uniqueness and flexibility of the Jacuzzi® Brand jetting system. The patented PowerPro jet system is unlike any other, supported by high-volume, low-pressure pumps that give users incredible flexibility - from more forceful deep-tissue to a gentle micro-bubble massage.

J-400™ COLLECTION JETS:

PowerPro® PX

The PX Jets provide a gentle pulsating massage which is perfect for small muscle groups in the wrists, hands, and legs. With the introduction of the PX, all the major muscle groups have jets developed to target specific needs. The strength of the jet can be adjusted for different rates of flow so you are able to customize the massage to what suits you best.

PowerPro® NX2

Advanced NX2 Jets effectively relieve tension and strain in the sensitive and hard-to-reach neck area with a highly focused stream of water. Change the direction by adjusting the nozzle and intensity of the massage by turning the jet face.

POWERPRO® FX SMALL

Based on the FX technology, the FX Small Jets are perfect for a focused massage on key pressure point areas, such as your feet. The jets are adjustable, making it easy for a perfect foot massage.

PowerPro® FX

These jets, with their unique rifling action that creates a spiral stream of air and water – perfect for stimulating small muscle groups. Fully-adjustable for high or low pressure, exclusive PowerPro® FX Jets have a rejuvenating effect and can help overworked, overstressed muscles and joints.

PowerPro® RX

The spinning action of the new PowerPro® RX is fully adjustable. Simply turn the dial on the face to customize the pressure or turn off the jet action entirely. Modest in size, the RX Jet covers a sizable area, reaching the key muscles and nerves of the back for a pampering hydromassage.

POWERPRO® FX ROTATIONAL

Using the same FX technology, the new PowerPro® FX rotational jet focuses on smaller muscle groups with a kneading effect to stimulate surrounding tissue.

POWERPRO® FX LARGE ROTATIONAL

The PowerPro FX large rotational jet offers another spectacular massage. The jet has a wide swath that provides an exceptional massage for large muscles. A stainless steel center shaft ensures non-corrosive and long-term performance.

PowerPro® MX2

Based on the form and function of the original Jacuzzi® jet created nearly 60 years ago, the new-generation, patented, MX2 Jets deliver maximum volume at a higher air-to-water ratio. PowerPro® MX2 Jets are strategically located to deliver a bold massage, especially effective for muscles in the lower back.

PowerPro® IX

The PowerPro® IX Jet creates a dramatic stream of light and effervescence. The IX Jet merges maximum airflow with high-output LED lighting, sending multi-colored, champagne-like bubbles from the bottom of the hot tub to the surface.



J-400™ COLLECTION



J-495™

SEATING CAPACITY 8-9 adults
TOTAL JETS 62 PowerPro® Jets
DIMENSIONS* 90 x 110 x 41 in - 46 in back
229 x 279 x 104 cm - 116 cm



J-480™

SEATING CAPACITY 6 adults
TOTAL JETS 52 PowerPro® Jets
DIMENSIONS* 94 x 94 x 39 in - 44 in back
239 x 239 x 99 cm - 112 cm back



J-470™

SEATING CAPACITY 6-7 adults
TOTAL JETS 43 PowerPro® Jets
DIMENSIONS* 91 x 91 x 39 in - 44 in back
231 x 231 x 112 cm - 112 cm back



J-465™

SEATING CAPACITY 4-5 adults
TOTAL JETS 39 PowerPro® Jets
DIMENSIONS* 88 x 88 x 39 in - 43 in back
224 x 224 x 109 cm - 109 cm back



J-425™

SEATING CAPACITY 4-5 adults
TOTAL JETS 27 PowerPro® Jets
DIMENSIONS* 76 x 87 x 34 in
193 x 221 x 86 cm



J-415™

SEATING CAPACITY 2-3 adults
TOTAL JETS 21 PowerPro® Jets
DIMENSIONS* 76 x 66 x 32 in
193 x 168 x 81 cm

* All hot tub dimensions are shown in: L x W x H - H (back)

J-LX™ COLLECTION

The natural colors and clean lines of the J-LX™ Collection are unmistakably Jacuzzi® Brand design. As an outdoor centerpiece or tucked away in a serene backyard corner, this impressive collection exudes contemporary sophistication. The flat surface deck design eliminates exposed acrylic, creating a minimalist look. Far from just another pretty face, the J-LX™ collection provides a boastful performance with patented Jacuzzi® Brand PowerPro® jets. These full-featured J-LX™ models are engineered to quietly keep energy costs at bay, earning them the best in class for energy conservation.



J-LX™

SEATING CAPACITY	6-7 adults
TOTAL JETS	36 PowerPro® Jets
DIMENSIONS*	84 x 84 x 36 in 214 x 214 x 92 cm



J-LXL™

SEATING CAPACITY	5-6 adults
TOTAL JETS	38 PowerPro® Jets
DIMENSIONS*	84 x 84 x 36 in 214 x 214 x 92 cm



FRESH STYLING AND ALL NEW OPTIONS

The J-LX™ Collection combines high performance hot tub technology with the latest innovations in energy efficiency. The J-LX™ and J-LXL™ were designed and tested by engineers to reduce energy consumption without reducing jet power, resulting in the most energy-efficient hot tubs in their class. Each hot tub includes breathtaking LED lighting for a soft, romantic effect and includes a streamlined digital control panel that is easy to use. The J-LX Collection includes an exclusive patented top rail and cabinetry design that adds a modern touch to your backyard oasis.

OPTIONAL BLUEWAVE™ SPA STEREO SYSTEM

- Stream music via Bluetooth® technology or direct connect with USB power

OPTIONAL PROSTEP™ ENTRY

- For easy entry and exit with handrail and integrated storage compartment
- Elegant, yet sturdy, are just two definitions for the quality, fit and finish of the ProStep

OPTIONAL PROENDURE™ COVER

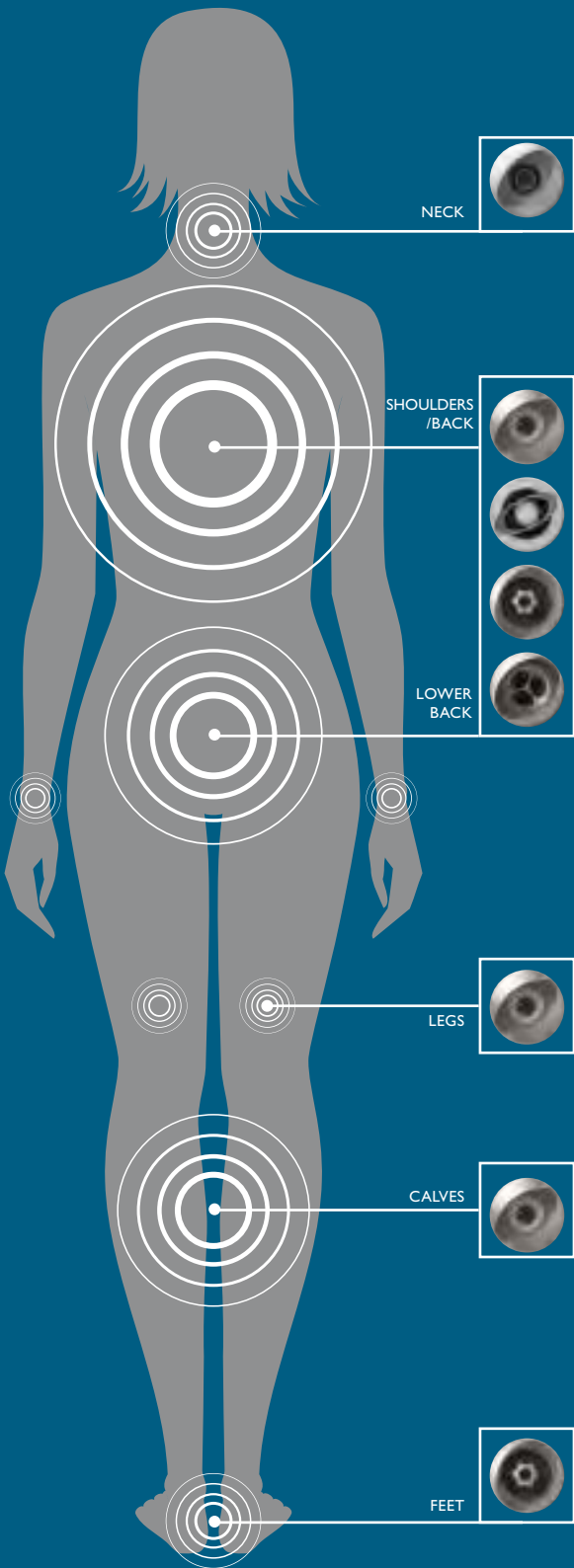
- Premium design featuring authentic Sunbrella® fabric for greater durability



SUPERIOR COMFORT AND HYDROMASSAGE

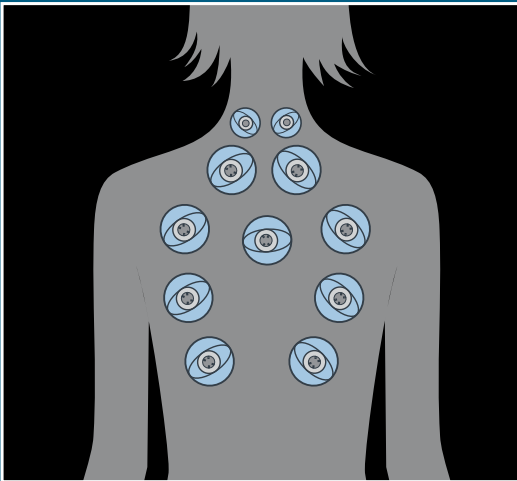
Jacuzzi® hot tubs are designed so you receive the best hydromassage possible. One example, is the perfectly-designed J-LX™ Collection with improved access, superior comfort and smarter jet placement. In the J-LX™ Collection, the patented PowerPro® FX jets deliver a vigorous massage for the back, legs, calves, and hard-to-reach hamstrings. You can easily adjust the jet action to low or high pressure with the underwater massage selector. Besides delivering versatility and power, the PowerPro® Jetting System is energy efficient and durable.

HYDROMASSAGE ZONES



JACUZZI® GENUINE MASSAGE THERAPY WITH EXCLUSIVE POWERPRO® JET SYSTEM

A high-volume, low pressure jetting system sets Jacuzzi® hot tubs apart from the industry. With exclusively designed and patented PowerPro® jets, we deliver balanced soothing massage. PowerPro® jets deliver a perfect blend of air-to-water mixture ensuring soft yet powerful therapy. Our exclusive Jacuzzi® Brand jets are so customized; you can see and feel the difference in each seat.



FX THERAPY SEAT

The J-LX™ Collection FX Therapy Seat uses PowerPro® jets strategically placed to concentrate on the neck, shoulders and back. Each seat is engineered to immerse your body underwater with complete relaxation. You control the amount of pressure with the underwater massage selector.



PERFORMANCE

Jacuzzi has always provided high-performance products that celebrate water's ability to refresh and rejuvenate in inspiring ways. Our product innovations and performance are sparked by customer insights and needs, and we constantly strive to deliver experiences that enable you to transition to a better state of mind and body. Our PowerPro® jetting system set the industry standard for performance.



J-LX™ COLLECTION JETS

PowerPro® NX2

Advanced NX2 Jets effectively relieve tension and strain in the sensitive (and hard-to-reach) neck area with a highly focused stream of water. Change the direction by adjusting the nozzle and intensity of the massage by turning the jet face.

PowerPro® FX

These jets, with their unique rifling action that creates a spiral stream of air and water – perfect for stimulating small muscle groups. Fully-adjustable for high or low pressure, exclusive PowerPro® FX Jets have a rejuvenating effect and can help overworked, overstressed muscles and joints.

POWERPRO® FX LARGE ROTATIONAL

The PowerPro FX large rotational jet offers another spectacular massage. The jet has a wide swath that provides an exceptional massage for large muscles. A stainless steel center shaft ensures non-corrosive and long-term performance.

PowerPro® RX

The spinning action of the new PowerPro® RX is fully adjustable. Simply turn the dial on the face to customize the pressure or turn off the jet action entirely. Modest in size, the RX Jet covers a sizable area, reaching the key muscles and nerves of the back for a pampering hydromassage.

PowerPro® MX2

Based on the form and function of the original Jacuzzi® jet created nearly 60 years ago, the new-generation, patented, MX2 Jets deliver maximum volume at a higher air-to-water ratio. PowerPro® MX2 Jets are strategically located to deliver a bold massage, especially effective for muscles in the lower back.



J-300™ COLLECTION

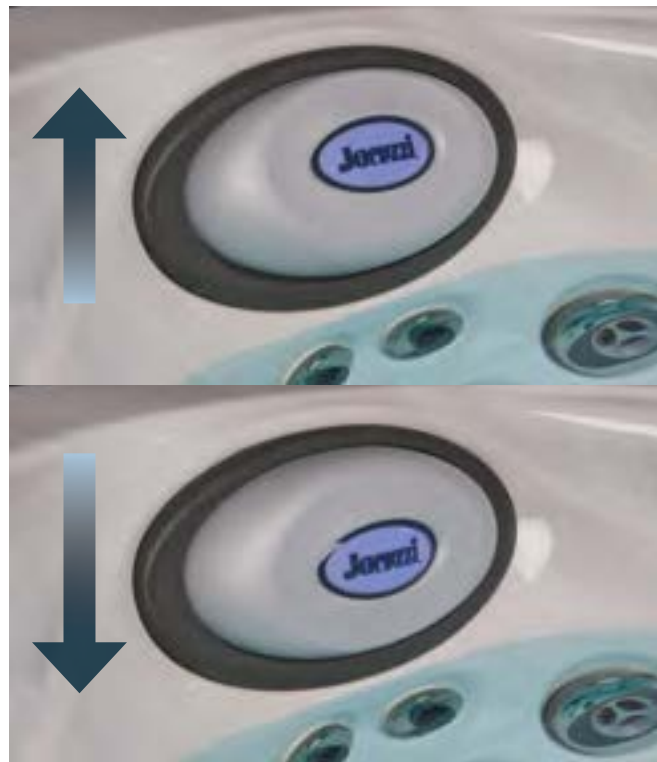
Though it's our best-selling line, we've updated each design, bringing innovation to the J-300 Collection to make it even better. With 8 exclusive PowerPro jet types, LED lighting and other high-performance features, the J-300 Collection showcases the quality consumers expect from the Jacuzzi Brand. That excellence is expressed in the J-300's performance, ease of use and maintenance. The new J-300 Collection is Jacuzzi Brand quality and performance defined.



ALL NEW STYLE SAME POWERFUL PERFORMANCE

The signature J-300™ Collection, like all Jacuzzi® hot tub collections, continues the Brand's legacy of unmatched quality and performance. The new lineup features eight models with spacious seating and high performance features, including the patented PowerPro® jet system, LED waterfall and therapy seats for massage. Redesigned for easier use, each hot tub in the collection features an illuminated control panel and smart access door for one-step access to the equipment bay. The Jacuzzi® Brand cushioned headrests are reversible to accommodate all heights for maximum comfort. The J-300™ Collection features the exclusive On-Demand **CLEARARRAY®** Water Purification System, for easier maintenance.

28



The signature J-300™ headrest is now fully customizable to you. It's simple to reverse your headrest, merely grasp the cushion insert with your finger tips and gently squeeze outward from the base. Rotate the cushion to one of the two different comfort levels, to achieve your perfect headrest height. Assemble in reverse order.

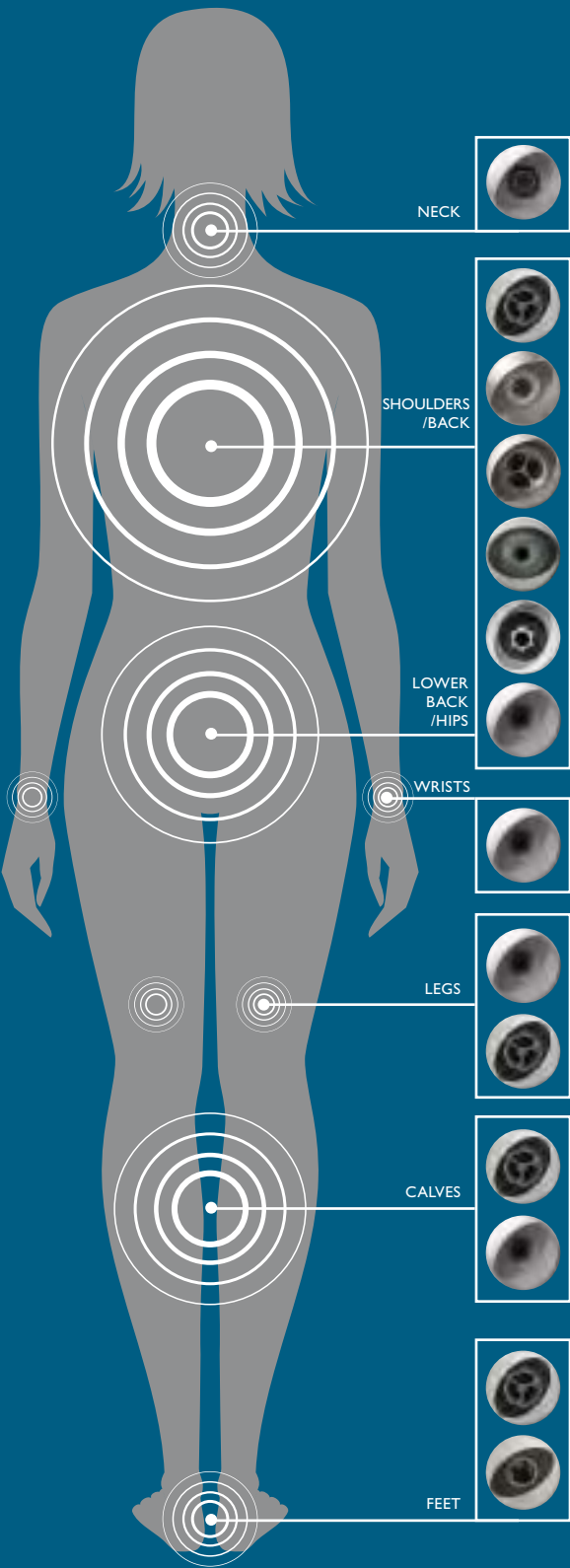


The Smart Access Door provides fast access to the equipment area and components without the need of tools, simplifying your annual **CLEARARRAY®** bulb replacement. To remove the door it's as easy as pushing a button.

HYDROMASSAGE THAT BENEFITS THE MIND AND BODY

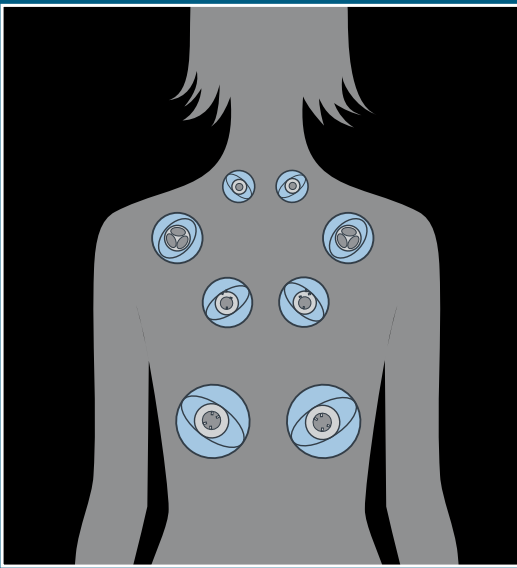
Hydromassage technology shows its sensitive side . Different muscle groups demand different types of massaging jet action. Each of the versatile jets in the J-300™ hot tubs delivers a full range of massages, from robust and stimulating to gentle and rejuvenating. Selected adjustable jets let you control the way they perform just by turning the “face” or nozzle.

HYDROMASSAGE ZONES



JACUZZI® GENUINE MASSAGE THERAPY WITH EXCLUSIVE POWERPRO® JET SYSTEM

Jacuzzi® Brand's patented PowerPro® jet system showcases nearly six decades of leadership and innovation in jet technology. The J-300™ collection offers superior hydromassage and performance with the largest variety of massage.



NEW POWERPRO® THERAPY SEAT

You can experience an invigorating hydrotherapeutic session in the new J-300™ Therapy Seat that includes four types of PowerPro® jets. The sculpted seat embraces your body to relieve stress and common pain found in your neck, shoulders and back including the easy reach foot mound.



PERFORMANCE

No other hot tub manufacturer has the decades of engineering expertise to match the uniqueness and flexibility of the Jacuzzi® Brand jetting system. The patented PowerPro jet system is unlike any other; supported by high-volume, low-pressure pumps that give users incredible flexibility - from more forceful deep-tissue to a gentle micro-bubble massage.

J-300™ COLLECTION JETS

POWERPRO® FX SMALL

Based on the FX technology, the FX Small Jets are perfect for a focused massage on key pressure point areas, such as your feet. The jets are adjustable, making it easy for a perfect foot massage.

PowerPro® NX2

Advanced NX2 Jets effectively relieve tension and strain in the sensitive and hard-to-reach neck area with a highly focused stream of water. Change the direction by adjusting the nozzle and intensity of the massage by turning the jet face.

PowerPro®BX

The BX “Bubbler” Jet represents another Jacuzzi® milestone in jet technology. As part of the exclusive ProAir™ Lounge system, this unique patent-pending jet massages the calves with a comforting yet rejuvenating bubbling effect.

PowerPro® FX

These jets, with their unique rifling action that creates a spiral stream of air and water – perfect for stimulating small muscle groups. Fully-adjustable for high or low pressure, exclusive PowerPro® FX Jets have a rejuvenating effect and can help overworked, overstressed muscles and joints.

PowerPro® FX LARGE

The PowerPro® FX Large jets focuses on the middle of the back relieving tension and muscle strain, typically caused by poor posture. The FX Large jet gives a spiral action massage to the back promoting better circulation.

POWERPRO® FX ROTATIONAL

Using the same FX technology, the new PowerPro® FX rotational jet focuses on smaller muscle groups with a kneading effect to stimulate surrounding tissue.

POWERPRO® FX LARGE ROTATIONAL

The PowerPro® FX large rotational jet offers another spectacular massage. The jet has a wide swath that provides an exceptional massage for large muscles. A stainless steel center shaft ensures non-corrosive and long-term performance.

PowerPro® MX

This is the original Jacuzzi® jet, perfected. Virtually every jet manufactured today is based on this unique and innovative design. Our PowerPro® MX Jets deliver the maximum volume of water per minute — more than any other jet available today. The big, bold massage action of the MX Jet feels comforting as it works deeply to soothe tired and sore muscles.



J-300™ COLLECTION



J-385™

SEATING CAPACITY 6-7 adults
TOTAL JETS 49 PowerPro® Jets
DIMENSIONS* 91 x 91 x 38 in
231 x 231 x 97 cm



J-375™

SEATING CAPACITY 5 adults
TOTAL JETS 50 PowerPro® Jets
DIMENSIONS* 91 x 91 x 38 in
231 x 231 x 97 cm



J-345™

SEATING CAPACITY 5-6 adults
TOTAL JETS 39 PowerPro® Jets
DIMENSIONS* 84 x 84 x 36 in
214 x 214 x 92 cm



J-335™

SEATING CAPACITY 4-5 adults
TOTAL JETS 40 PowerPro® Jets
DIMENSIONS* 84 x 84 x 36 in
214 x 214 x 97 cm



J-365™

SEATING CAPACITY 6 adults
TOTAL JETS 44 PowerPro® Jets
DIMENSIONS* 91 x 84 x 38 in
231 x 214 x 97 cm



J-355™

SEATING CAPACITY 5-6 adults
TOTAL JETS 42 PowerPro® Jets
DIMENSIONS* 91 x 84 x 38 in
231 x 214 x 97 cm



J-325™

SEATING CAPACITY 4-5 adults
TOTAL JETS 21 PowerPro® Jets
DIMENSIONS* 76 x 84 x 34 in
193 x 214 x 87 cm



J-315™

SEATING CAPACITY 2-3 adults
TOTAL JETS 21 PowerPro® Jets
DIMENSIONS* 76 x 66 x 32 in
193 x 168 x 81 cm

* All hot tub dimensions are shown in: L x W x H.

J-200™ COLLECTION

Jacuzzi invites you to experience the J-200™ Collection, a quality line built upon the same foundation that has earned the Jacuzzi® Brand its stellar global reputation. The stylish J-200™ Collection emphasizes affordability, yet delivers surprisingly impressive standard features, including LED lighting, stainless steel jet design, the optional BLUEWAVE™ Spa Stereo System and other innovative features. The J-200™ Collection is guaranteed to exceed your expectations at an unbeatable price.



FUNCTIONALITY AND ENJOYMENT

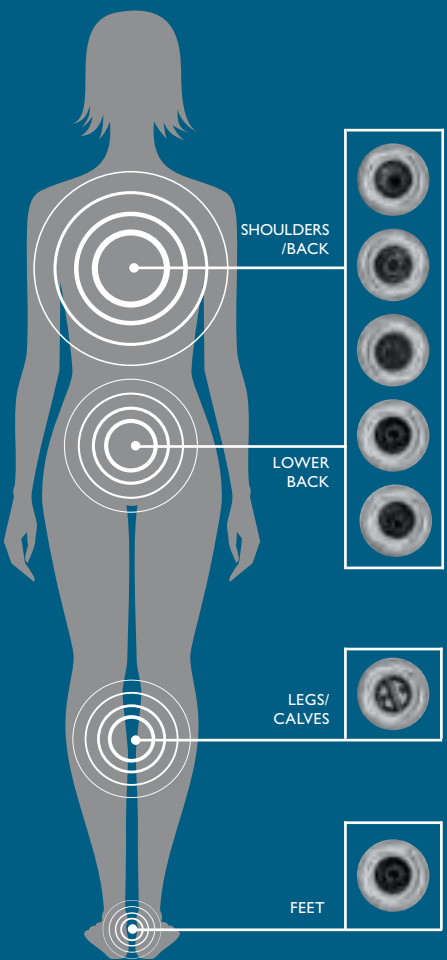
The classic J-200™ Collection hot tubs are comfortable and built for ease of use. Styling details add to your comfort; built-in drink holders, LED lighting, stainless steel jet face plates and pillow headrests are standard features, the J-275 model includes a full lounge seat.

Designed for functionality and enjoyment, the J-200™ Collection hot tubs are easy to operate. Topside controls provide quick and easy operations. A top-loading filtration system gives you easy access to the filter, as well. And of course, each J-200™ Collection model is built with quality and performance.



CLASSIC HYDROMASSAGE

HYDROMASSAGE ZONES



J-200™ COLLECTION JETS

- CLASSIC EURO**
Fully adjustable face that focuses a deep penetration massage on the muscles in the back.
- CLASSIC MINI**
Provides a targeted stream of water that helps release tension in the larger muscle groups of the back.
- CLASSIC DIRECT**
Focuses in small muscles and is perfect for relieving tension and strain.
- CLASSIC PULSATOR**
Fully adjustable face that provides a pulsating stream of water to soothe sore leg muscles.
- CLASSIC ROTATIONAL**
Provides a rotational action delivering a penetrating massage. The Classic Rotational Jet is adjustable for customized massage.
- CLASSIC LUXURY**
Provides a deep penetrating massage that is perfect for the muscles in the back and feet.
- CLASSIC WHIRL**
Powerful whirlpool throughout entire spa.
- CLASSIC TURBO**
Delivers a deep, forceful massage designed to sooth the back muscles. Easy to adjust.
- J-210™ DIVERTER**
Swirling whirlpool to relax and soothe.



J-200™ COLLECTION



J-280™

SEATING CAPACITY	6-7 adults
TOTAL JETS	44 Classic Jets
DIMENSIONS*	90 x 90 x 37 in 229 x 229 x 94 cm



J-245™

SEATING CAPACITY	6-7 adults
TOTAL JETS	35 Classic Jets
DIMENSIONS*	84 x 84 x 36 in 214 x 214 x 92 cm



J-235™

SEATING CAPACITY	6 adults
TOTAL JETS	35 Classic Jets
DIMENSIONS*	84 x 84 x 36 in 214 x 214 x 92 cm



J-275™

SEATING CAPACITY	6-7 adults
TOTAL JETS	45 Classic Jets
DIMENSIONS*	90 x 90 x 36 in 229 x 229 x 92 cm



J-210™

SEATING CAPACITY	4 adults
TOTAL JETS	19 Classic Jets
DIMENSIONS*	78 x 36 in 198 x 91 cm

* All hot tub dimensions are shown in: L x W x H.

PERSONALIZED STYLE

Color preferences are part instinct, part design sense. When you visit a Jacuzzi® Hot Tubs showroom, notice which acrylic spa colors inspire you. Take note of the natural-looking cabinetry finishes, as well. At home, consider where you will install your hot tub and the surrounding area. Your Jacuzzi® Hot Tubs dealer can help you select which colors will look best in your backyard or patio setting, and can also guide you in deciding which model works best for your lifestyle.


HOT TUB SHELLS

Jacuzzi manufactures acrylic shells using the innovative TriFusion™ System, a three-step process that produces a shell that is stronger than conventional fiberglass. Our Sand and Silver Pearl colors add interest with their mineral-gemstone characteristics.

PROENDURE™ CABINETRY

Sturdy and attractive cabinets are made of UV-resistant, wood-tone material that frames the structure and coordinates with the hot tub shells, from the weathered look of Silverwood to the deep, rich color of Roasted Chestnut. Optional hot tub covers are UV and weather-resistant, and come in your choice of colors. Visit www.jacuzzi.com to find coordinating accessories that match the hot tubs' cabinetry.


ACRYLIC CHOICES:



SKIRTING CHOICES:



COVER CHOICES:









PROENDURE™ COVER UPGRADE:

Premium design featuring authentic Sunbrella® material that lasts twice as long as traditional vinyl. Inner core features 2 lb. foam density and heat seal gasket providing energy savings by minimizing heat and moisture loss.



Options vary by model, refer to back cover for specific details.

¹ Not available on J-495
² Not available on J-495, J-415, J-315 and J-210
³ Available on all hot tubs except J-LX Collection.
⁴ Available on these models only: J-495, J-425, J-415, J-365, J-355, J-345 & J-335

J-400™ Collection	     					
	J-495™	J-480™	J-470™	J-465™	J-425™	J-415™
SEATING CAPACITY:	8-9 adults	6 adults	6-7 adults	4-5 adults	4-5 adults	2-3 adults
DIMENSIONS: (L x W x H)	90 x 110 x 41 - 46 in. back (229 x 279 x 104 - 116 cm back)	94 x 94 x 39 - 44 in. back (239 x 239 x 99 cm - 112 cm back)	91 x 91 x 39 - 44 in. back (231x 231 x 99 cm - 112 cm back)	88 x 88 x 39 - 43 in. back (224 x 224 x 99 cm - 109 cm back)	76 x 87 x 34 in (193 x 221 x 86 cm)	76 x 66 x 32 in (193 x 168 x 81 cm)
DRY WEIGHT:	1,139 lbs. (517 kg.)	1,001 lbs. (454 kg.)	950 lbs. (431 kg.)	906 lbs. (411 kg.)	796 lbs. (361 kg.)	585 lbs. (265 kg.)
TOTAL FILLED WEIGHT:	6,310 lbs. (2,862 kg.)	6,005 lbs. (2,724 kg.)	5,620 lbs. (2,549 kg.)	5,159 lbs. (2,340 kg.)	4,382 lbs. (1,988 kg.)	3,004 lbs. (1,362kg.)
AVERAGE SPA VOLUME:	520 US gallons (1,968 liters)	480 US gallons (1,817 liters)	450 US gallons (1,703 liters)	410 US gallons (1,552 liters)	340 US gallons (1,287 liters)	230 US gallons (87l liters)
PUMP 1 NORTH AMERICA: INTERNATIONAL:	1 speed, 2.5 cont hp (5.1 bhp*)	1 speed, 2.5 cont hp (5.1 bhp*)	1 speed, 2.5 cont hp (5.1 bhp*)	1 speed, 2.5 cont hp (5.1 bhp*)	1 speed, 2.5 cont hp (5.1 bhp*)	1 speed, 2.5 cont hp (5.1 bhp*)
	1 speed, 2.0 cont hp (2.6 bhp*)	1 speed, 2.0 cont hp (2.6 bhp*)	1 speed, 2.0 cont hp (2.6 bhp*)	1 speed, 2.0 cont hp (2.6 bhp*)	1 speed, 2.0 cont hp (2.6 bhp*)	1 speed, 2.0 cont hp (2.6 bhp*)
PUMP 2 NORTH AMERICA: INTERNATIONAL:	1 speed, 2.5 cont hp (5.1 bhp*)	1 speed, 2.5 cont hp (5.1 bhp*)	1 speed, 2.5 cont hp (5.1 bhp*)	1 speed, 2.5 cont hp (5.1 bhp*)	1 speed, 2.5 cont hp (5.1 bhp*)	-
	1 speed, 2.0 cont hp (2.6 bhp*)	1 speed, 2.0 cont hp (2.6 bhp*)	1 speed, 2.0 cont hp (2.6 bhp*)	1 speed, 2.0 cont hp (2.6 bhp*)	1 speed, 2.0 cont hp (2.6 bhp*)	-
PUMP 3 NORTH AMERICA: INTERNATIONAL:	1 speed, 2.5 cont hp (5.1 bhp*)	-	-	-	-	-
	1 speed, 2.0 cont hp (2.6 bhp*)	-	-	-	-	-
CIRCULATION PUMP:	Yes	Yes	Yes	Yes	Yes	Yes
TOTAL JETS:	62	52	43	39	27	21
POWERPRO® MX2	3	3	3	5	3	
POWERPRO® FX SMALL	8	8	8			
POWERPRO® RX	11	6	6	6	2	5
POWERPRO® IX	1	1	1	1	1	
POWERPRO® NX2	10	4	4	4	2	2
POWERPRO® FX ROTATIONAL	6	6	6	6	4	4
POWERPRO® FX	18	12	10	6	10	9
POWERPRO® FX LARGE ROTATIONAL	5	6	5	7	5	1
POWERPRO® PX		6		4		
MESSAGE SELECTORS:	2	2	2	1	1	1
LOUNGE SEATING:	-	Yes	-	Yes		
FILTERS:	ProClarity™ Filtration System with Grill, Skimming Vveir and ProCatch Bag 1- ProClarity depth load filter (circ) 1- ProClarity 40 sq ft filter (circ) 1- ProClear 15" 75 sq ft filter (hydro)	ProClarity™ Filtration System with Grill, Skimming Weir and ProCatch Bag 1- ProClarity depth load filter (circ) 1- ProClarity 40 sq ft. filter (circ) 1- ProClear 12.5" 75 sq ft. filter (hydro)	ProClarity™ Filtration System with Grill, Skimming Weir and ProCatch Bag 1- ProClarity depth load filter (circ) 1- ProClarity 40 sq ft. filter (circ) 1- ProClear 12.5" 75 sq ft. filter (hydro)	ProClarity™ Filtration System with Grill, Skimming Weir and ProCatch Bag 1- ProClarity depth load filter (circ) 1- ProClarity 40 sq ft. filter (circ) 1- ProClear 12.5" 75 sq ft. filter (hydro)	ProClarity™ Filtration System with Grill, Skimming Weir and ProCatch Bag 1- ProClarity depth load filter (circ) 1- ProClarity 40 sq ft. filter (circ) 1- ProClear 15" 75 sq ft. filter (hydro)	ProClarity™ Filtration System with Grill, Skimming Weir and ProCatch Bag 1- ProClarity depth load filter (circ) 1- ProClarity 40 sq ft. filter (circ) 1- ProClear 15" 75 sq ft. filter (hydro)
	CLEARRAY®	CLEARRAY®	CLEARRAY®	CLEARRAY®	CLEARRAY®	CLEARRAY®
WATER PURIFICATION SYSTEM:						
LIGHTING:	Illuminated PowerPro IX Jet, 2waterfalls, logo light, pillows, indicator light, and cupholders	Illuminated PowerPro IX Jet, 2waterfalls, logo light, pillows, indicator light, and cupholders	Illuminated PowerPro IX Jet, 2waterfalls, logo light, pillows, indicator light, and cupholders	Illuminated PowerPro IX Jet, 2waterfalls, pillows, indicator light, and cupholders	Illuminated PowerPro IX Jet, waterfall, pillows, indicator light and cupholders	Illuminated waterfall, pillows and indicator light
PILLOWS:	4	4	4	4	4	1
WATERFALLS:	2 WaterColour waterfalls	2 WaterColour waterfalls	2 WaterColour waterfalls	1 WaterColour waterfall	1 WaterColour waterfall	1 WaterColour waterfall
ELECTRICAL NORTH AMERICA: INTERNATIONAL:	240VAC 60Hz 40A/50A/60A	240VAC 60Hz 30A/50A/60A	240VAC 60Hz 30A/50A/60A	240VAC 60Hz 30A/50A/60A	240VAC 60Hz 30A/50A/60A	240VAC 60Hz 30A or 50A
	230-240VAC 50Hz 20A	230-240VAC 50Hz 20A	230-240VAC 50Hz 20A	230-240VAC 50Hz 20A	230-240VAC 50Hz 20A	230-240VAC 50Hz 20A
STEREO:	Optional	Optional	Optional	Optional	Optional	Optional
ProENDURE CABINETRY:	Silverwood, Roasted Chestnut, Brazilian Teak	Silverwood, Roasted Chestnut, Brazilian Teak	Silverwood, Roasted Chestnut, Brazilian Teak	Silverwood, Roasted Chestnut, Brazilian Teak	Silverwood, Roasted Chestnut, Brazilian Teak	Silverwood, Roasted Chestnut, Brazilian Teak
ACRYLIC COLOR SHELLS:	Platinum, Sahara, Silver Pearl, Desert Sand, Monaco	Platinum, Opal, Silver Pearl, Sahara, Sand, Desert Sand, Slate Green, Monaco, Midnight, Caribbean Surf	Platinum, Opal, Silver Pearl, Sahara, Sand, Desert Sand, Slate Green, Monaco, Midnight, Caribbean Surf	Platinum, Opal, Silver Pearl, Sahara, Sand, Desert Sand, Slate Green, Monaco, Midnight, Caribbean Surf	Platinum, Opal, Silver Pearl, Sahara, Sand, Desert Sand, Slate Green, Monaco, Midnight, Caribbean Surf	Platinum, Opal, Silver Pearl, Sahara, Sand, Desert Sand, Slate Green, Monaco

*Pump input or brake horsepower (bhp) is the actual horsepower delivered to the pump shaft. Source: ITT Goulds Pumps, Centrifugal Pump Fundamentals

NOTE: All dimensions are approximate. Spa Volume is based on average fill. Specifications are subject to change without notice.

J-LX™ Collection

SEATING CAPACITY:

DIMENSIONS:
(L x W x H)

DRY WEIGHT:

TOTAL FILLED WEIGHT:

AVERAGE SPA VOLUME:

PUMP 1
NORTH AMERICA:
INTERNATIONAL:

PUMP 2
NORTH AMERICA:
INTERNATIONAL:

CIRCULATION PUMP:

TOTAL JETS:

POWERPRO® MX2

POWERPRO® FX

POWERPRO® RX

POWERPRO® NX2

POWERPRO® FX
LARGE ROTATIONAL

MESSAGE SELECTORS

LOUNGE SEATING

FILTERS:

WATER PURIFICATION
SYSTEM

LIGHTING:

PILLOWS:

WATERFALLS:

ELECTRICAL
NORTH AMERICA:
INTERNATIONAL:

STEREO:

ProENDURE CABINETRY:

ACRYLIC COLOR SHELLS:



J-LX™



J-LXL™

6-7 adults

5-6 adults

84 x 84 x 36 in
(214 x 214 x 92 cm)

84 x 84 x 36 in
(214 x 214 x 92 cm)

876 lbs. (397 kg.)

896 lbs (406 kg)

5,046 lbs (2,289 kg)

5,066 lbs (2,298 kg)

390 US gallons (1,476 liters)

390 US gallons (1,476 liters)

2 speed, 2.5 cont hp (4.5 bhp*)
2 speed, 2.0 cont hp (3.0 bhp*)

2 speed, 2.5 cont hp (4.5 bhp*)
2 speed, 2.0 cont hp (3.0 bhp*)

1 speed, 2.5 cont hp (4.8 bhp*)
1 speed, 2.0 cont hp (2.6 bhp*)

1 speed, 2.5 cont hp (4.8 bhp*)
1 speed, 2.0 cont hp (2.6 bhp*)

Yes

Yes

36

38

2

2

21

23

4

4

4

6

5

3

1

1

-

Yes

ProClear® Filtration System with Skimming Weir and ProCatch Bag
1- ProClear® 15" 75 sq ft (hydro)
1- ProClear® 15" 75 sq ft (circ)

ProClear® Filtration System with Skimming Weir and ProCatch Bag
1- ProClear® 15" 75 sq ft (hydro)
1- ProClear® 15" 75 sq ft (circ)

CLEARRAY®

CLEARRAY®

Filtered LED perimeter lighting, underwater light and waterfall light

Filtered LED perimeter lighting, underwater light and waterfall light

4

3

1

1

240VAC 60Hz 40A/50A/60A
230-240VAC 50Hz 20A/30A/40A

240VAC 60Hz 40A/50A/60A
230-240VAC 50Hz 20A/30A/40A

Optional









Optional






Roasted Chestnut, Brazilian Teak

Roasted Chestnut, Brazilian Teak

Platinum, Opal, Silver Pearl, Sahara, Sand, Desert Sand, Slate Green, Monaco, Midnight, Caribbean Surf

Platinum, Opal, Silver Pearl, Sahara, Sand, Desert Sand, Slate Green, Monaco, Midnight, Caribbean Surf

J-300™ Collection									
	J-385™	J-375™	J-365™	J-355™	J-345™	J-335™	J-325™	J-315™	
	SEATING CAPACITY:	6-7 adults	6 adults	6-7 adults	5-6 adults	5-6 adults	4-5 adults	2-3 adults	
	DIMENSIONS: (L x W x H)	91 x 91 x 38 in (231 x 231 x 97 cm)	91 x 91 x 38 in (231 x 231 x 97 cm)	91 x 84 x 38 in (231 x 214 x 97 cm)	91 x 84 x 38 in (231 x 214 x 97 cm)	84 x 84 x 36 in (214 x 214 x 92 cm)	84 x 84 x 36 in (214 x 214 x 92 cm)	76 x 84 x 34 in (193 x 214 x 87 cm)	76 x 66 x 32 in (193 x 168 x 81 cm)
	DRY WEIGHT:	916 lbs. (415 kg.)	897 lbs. (407 kg.)	868 lbs. (394 kg.)	836 lbs. (379 kg.)	825 lbs. (374 kg.)	754 lbs. (342 kg.)	687 lbs. (312 kg.)	571 lbs. (259 kg.)
	TOTAL FILLED WEIGHT:	5,753 lbs. (2,610 kg.)	5,734 lbs. (2,601 kg.)	5,038 lbs. (2,285 kg.)	4,923 lbs. (2,233 kg.)	4,661 lbs. (2,114 kg.)	4,507 lbs. (2,044 kg.)	4,357 lbs. (1,976 kg.)	2,906 lbs. (1,318 kg.)
	AVERAGE SPA VOLUME:	500 US gallons (1,893 liters)	470 US gallons (1,779 liters)	440 US gallons (1,666 liters)	400 US gallons (1,514 liters)	370 US gallons (1,401 liters)	360 US gallons (1,363 liters)	360 US gallons (1,363 liters)	230 US gallons (871 liters)
	PUMP 1 NORTH AMERICA:	1 speed, 2.5 cont hp (4.8 bhp*)	1 speed, 2.5 cont hp (4.5 bhp*)	1 speed, 2.5 cont hp (4.5 bhp*)	1 speed, 2.5 cont hp (4.5 bhp*)	1 speed, 2.5 cont hp (4.5 bhp*)	1 speed, 2.5 cont hp (4.5 bhp*)	1 speed, 2.5 cont hp (4.5 bhp*)	1 speed, 2.5 cont hp (4.5 bhp*)
	INTERNATIONAL:	1 speed, 2.0 cont hp (2.6 bhp*)	1 speed, 2.0 cont hp (3.0 bhp*)	1 speed, 2.0 cont hp (3.0 bhp*)	1 speed, 2.0 cont hp (3.0 bhp*)	1 speed, 2.0 cont hp (3.0 bhp*)	1 speed, 2.0 cont hp (3.0 bhp*)	1 speed, 2.0 cont hp (3.0 bhp*)	1 speed, 2.0 cont hp (3.0 bhp*)
	PUMP 2 NORTH AMERICA:	1 speed, 2.5 cont hp (4.8 bhp*)	1 speed, 2.5 cont hp (4.8 bhp*)	1 speed, 2.5 cont hp (4.8 bhp*)	1 speed, 2.5 cont hp (4.8 bhp*)	1 speed, 2.5 cont hp (4.8 bhp*)	1 speed, 2.5 cont hp (4.8 bhp*)	-	-
	INTERNATIONAL:	1 speed, 2.0 cont hp (2.6 bhp*)	1 speed, 2.0 cont hp (2.6 bhp*)	1 speed, 2.0 cont hp (2.6 bhp*)	1 speed, 2.0 cont hp (2.6 bhp*)	1 speed, 2.0 cont hp (2.6 bhp*)	1 speed, 2.0 cont hp (2.6 bhp*)	-	-
	CIRCULATION PUMP:	Yes	Yes	Yes	Yes	Yes	Yes	Yes	Yes
	TOTAL JETS:	49	50	44	42	39	40	21	21
	POWERPRO® MX	3	5	3	5	3	2		
	POWERPRO® FX LARGE ROTATIONAL	4	3	3	3	3	4	7	5
	POWERPRO® FX LARGE	4	2	3	2	2	2	2	
POWERPRO® FX ROTATIONAL	7	6	4	4	4	4	2	2	
POWERPRO® FX	17	18	19	14	19	16	6	8	
POWERPRO® BX	2	12		12		12		6	
POWERPRO® NX2	4	4	4	2					
POWERPRO® FX SMALL	8		8		8		4		
MESSAGE SELECTORS	2	2	2	2	2	2	1	1	
LOUNGE SEATING	-	Yes	-	Yes	-	Yes	-	Yes	
FILTERS:	ProClear® Filtration System with Skimming Weir and ProCatch Bag 1- ProClear® 60 sq ft filter (hydro) 1- ProClear® 60 sq ft filter (circ)	ProClear® Filtration System with Skimming Weir and ProCatch Bag 1- ProClear® 60 sq ft filter (hydro) 1- ProClear® 60 sq ft filter (circ)	ProClear® Filtration System with Skimming Weir and ProCatch Bag 1- ProClear® 60 sq ft filter (hydro) 1- ProClear® 60 sq ft filter (circ)	ProClear® Filtration System with Skimming Weir and ProCatch Bag 1- ProClear® 60 sq ft filter (hydro) 1- ProClear® 60 sq ft filter (circ)	ProClear® Filtration System with Skimming Weir and ProCatch Bag 1- ProClear® 60 sq ft filter (hydro) 1- ProClear® 60 sq ft filter (circ)	ProClear® Filtration System with Skimming Weir and ProCatch Bag 1- ProClear® 60 sq ft filter (hydro) 1- ProClear® 60 sq ft filter (circ)	ProClear® Filtration System with Skimming Weir and ProCatch Bag 1- ProClear® 60 sq ft filter (hydro) 1- ProClear® 60 sq ft filter (circ)	ProClear® Filtration System with Skimming Weir and ProCatch Bag 1- ProClear® 60 sq ft filter (hydro) 1- ProClear® 60 sq ft filter (circ)	
WATER PURIFICATION SYSTEM	CLEARRAY®	CLEARRAY®	CLEARRAY®	CLEARRAY®	CLEARRAY®	CLEARRAY®	CLEARRAY®	CLEARRAY®	
LIGHTING:	LED ProLites System: footwell, pillows and cupholders	LED ProLites System: footwell, pillows and cupholders	LED ProLites System: footwell, pillows and cupholders	LED ProLites System: footwell, pillows and cupholders	LED ProLites System: footwell, pillows and cupholders	LED ProLites System: footwell, pillows and cupholders	LED ProLites System: footwell and pillows	LED ProLites System: footwell and pillows	
PILLOWS:	4	4	4	3	4	4	4	3	
WATERFALLS:	1 Water Rainbow	1 Water Rainbow	1 Water Rainbow	1 Water Rainbow	1 Water Rainbow	1 Water Rainbow	1 Water Rainbow	1 Water Rainbow	
ELECTRICAL NORTH AMERICA:	240VAC 60Hz 40A/50A/60A	240VAC 60Hz 40A/50A/60A	240VAC 60Hz 40A/50A/60A	240VAC 60Hz 40A/50A/60A	240VAC 60Hz 40A/50A/60A	240VAC 60Hz 40A/50A/60A	120VAC 15A or 240VAC 60Hz 30/40A	120VAC 60Hz 15A or 240VAC 60Hz 30A/40A	
INTERNATIONAL:	240VAC 50Hz 20A/30A/40A	240VAC 50Hz 20A/30A/40A	230VAC 50Hz 20A/30A/40A	230VAC 50Hz 20A/30A/40A	230VAC 50Hz 20A/30A/40A	230VAC 50Hz 20A/30A/40A	230VAC 50Hz 20A/30A	230VAC 50Hz 20A/30A	
STEREO:	Optional	Optional	Optional	Optional	Optional	Optional	Optional	Optional	
ProENDURE CABINETRY:	Silverwood, Roasted Chestnut, Brazilian Teak	Silverwood, Roasted Chestnut, Brazilian Teak	Silverwood, Roasted Chestnut, Brazilian Teak	Silverwood, Roasted Chestnut, Brazilian Teak	Silverwood, Roasted Chestnut, Brazilian Teak	Silverwood, Roasted Chestnut, Brazilian Teak	Silverwood, Roasted Chestnut, Brazilian Teak	Silverwood, Roasted Chestnut, Brazilian Teak	
ACRYLIC COLOR SHELLS:	Platinum, Opal, Silver Pearl, Sahara, Sand, Desert Sand, Slate Green, Monaco, Midnight, Caribbean Surf	Platinum, Opal, Silver Pearl, Sahara, Sand, Desert Sand, Slate Green, Monaco, Midnight, Caribbean Surf	Platinum, Opal, Silver Pearl, Sahara, Sand, Desert Sand, Slate Green, Monaco, Midnight, Caribbean Surf	Platinum, Opal, Silver Pearl, Sahara, Sand, Desert Sand, Slate Green, Monaco, Midnight, Caribbean Surf	Platinum, Opal, Silver Pearl, Sahara, Sand, Desert Sand, Slate Green, Monaco, Midnight, Caribbean Surf	Platinum, Opal, Silver Pearl, Sahara, Sand, Desert Sand, Slate Green, Monaco, Midnight, Caribbean Surf	Platinum, Opal, Silver Pearl, Sahara, Sand, Desert Sand, Slate Green, Monaco, Midnight, Caribbean Surf	Platinum, Sahara, Silver Pearl, Sand, Desert Sand, Opal, Slate Green, Monaco	
*Pump input or brake horsepower (bhp) is the actual horsepower delivered to the pump shaft. Source: ITT Goulds Pumps, Centrifugal Pump Fundamentals NOTE: All dimensions are approximate. Spa Volume is based on average fill. Specifications are subject to change without notice.									

J-200™ Collection	    				
	J-280™	J-275™	J-245™	J-235™	J-210™
SEATING CAPACITY:	6-7 adults	6 adults	6-7 adults	6 adults	4 adults
DIMENSIONS: (L x W x H)	90 x 90 x 36 in (229 x 229 x 92 cm)	90 x 90 x 36 in (229 x 229 x 92 cm)	84 x 84 x 36 in (214 x 214 x 92 cm)	84 x 84 x 36 in (214 x 214 x 92 cm)	78 x 36 in (198 x 91 cm)
DRY WEIGHT:	885 lbs. (401 kg)	807 lbs. (366 kg)	827 lbs. (375 kg)	766 lbs. (347 kg)	527 lbs. (239 kg)
TOTAL FILLED WEIGHT:	5,639 lbs. (2,558 kg)	5,227 lbs. (2,371 kg)	4,747 lbs. (2,153 kg)	4,519 lbs. (2,050 kg)	3,112 lbs. (1,412 kg)
AVERAGE SPA VOLUME:	460 US gallons (1,741 liters)	420 US gallons (1,590 liters)	360 US gallons (1,363 liters)	350 US gallons (1,325 liters)	240 US gallons (908 liters)
PUMP 1 NORTH AMERICA: INTERNATIONAL:	2 speed, 2.5 cont hp (4.5 bhp*) 2 speed, 2.0 cont hp (2.6 bhp*)	2 speed, 2.5 cont hp (4.5 bhp*) 2 speed, 2.0 cont hp (2.6 bhp*)	2 speed, 2.5 cont hp (4.5 bhp*) 2 speed, 2.0 cont hp (2.6 bhp*)	2 speed, 2.5 cont hp (4.5 bhp*) 2 speed, 2.0 cont hp (2.6 bhp*)	2 speed, 1.5 cont hp (2.5 bhp*) 2 speed, 2.0 cont hp (3.0 bhp*)
PUMP 2 NORTH AMERICA: INTERNATIONAL:	1 speed, 2.5 cont hp (4.8 bhp*) 1 speed, 2.0 cont hp (3.0 bhp*)	1 speed, 2.5 cont hp (4.8 bhp*) 1 speed, 2.0 cont hp (3.0 bhp*)	1 speed, 2.5 cont hp (4.8 bhp*) 1 speed, 2.0 cont hp (3.0 bhp*)	1 speed, 2.5 cont hp (4.8 bhp*) 1 speed, 2.0 cont hp (3.0 bhp*)	- -
TOTAL JETS:	44	45	35	35	19
CLASSIC WHIRL:	1				
CLASSIC LUXURY:	7	6	5	6	4
CLASSIC TURBO:		2	2	2	4
CLASSIC DIRECT:	8	8	4	4	
CLASSIC ROTATIONAL:	6	6	4	4	
CLASSIC EURO:	16	14	18	12	
CLASSIC PULSATOR:		6		4	
CLASSIC MINI:	6	3	2	3	10
DIVERTER:					1
MESSAGE SELECTORS	1	N/A	N/A	N/A	N/A
LOUNGE SEATING		Yes		Yes	
FILTERS:	Classic Filtration 1- 95 sq ft filter (hydro)	Classic Filtration 1- 50 sq ft filter (hydro)	Classic Filtration 1- 50 sq ft filter (hydro)	Classic Filtration 1- 50 sq ft filter (hydro)	Classic Filtration 1- 50 sq ft filter (hydro)
WATER PURIFICATION SYSTEM	CLEARRAY®	CLEARRAY®	CLEARRAY®	CLEARRAY®	CLEARRAY®
LIGHTING:	Classic LED Lighting	Classic LED Lighting	Classic LED Lighting	Classic LED Lighting	
PILLOWS:	4	3	4	3	
WATERFALLS:	1	1	1	1	
ELECTRICAL NORTH AMERICA: INTERNATIONAL:	240VAC 60Hz 40A/50A/60A 230VAC 50Hz 20A/30A/40A	240VAC 60Hz 40A/50A/60A 230VAC 50Hz 20A/30A/40A	240VAC 60Hz 40A/50A/60A 230VAC 50Hz 20A/30A/40A	240VAC 60Hz 40/50/60A 230VAC 50Hz 20/30/40A	120VAC 60Hz 15A 240VAC 60Hz 30A/40A 230VAC 50Hz 20A/30A
STEREO:	Optional	Optional	Optional	Optional	N/A
ProENDURE CABINETRY:	Silverwood, Roasted Chestnut, Brazilian Teak	Silverwood, Roasted Chestnut, Brazilian Teak	Silverwood, Roasted Chestnut, Brazilian Teak	Silverwood, Roasted Chestnut, Brazilian Teak	Silverwood, Roasted Chestnut, Brazilian Teak
ACRYLIC COLOR SHELLS:	Platinum, Opal, Silver Pearl, Sahara, Sand, Desert Sand, Slate Green, Monaco, Midnight, Caribbean Surf	Platinum, Opal, Silver Pearl, Sahara, Sand, Desert Sand, Slate Green, Monaco, Midnight, Caribbean Surf	Platinum, Opal, Silver Pearl, Sahara, Sand, Desert Sand, Slate Green, Monaco, Midnight, Caribbean Surf	Platinum, Opal, Silver Pearl, Sahara, Sand, Desert Sand, Slate Green, Monaco, Midnight, Caribbean Surf	Platinum, Sahara, Silver Pearl, Sand, Desert Sand, Opal, Slate Green, Monaco
*Pump input or brake horsepower (bhp) is the actual horsepower delivered to the pump shaft. Source: ITT Goulds Pumps, Centrifugal Pump Fundamentals NOTE: All dimensions are approximate. Spa Volume is based on average fill. Specifications are subject to change without notice.					

GENUINE PARTS PROMISE

Social and private, fun and relaxing, a Jacuzzi® hot tub completely satisfies and leaves you wanting more. Protect your investment and be confident that your Jacuzzi® hot tub satisfies each day like the first day you enjoyed it. Jacuzzi® Genuine Parts are built to the highest standards of quality, durability and performance, and they're designed to fit your hot tub's exact specifications to optimize your experience.

Our Genuine parts are backed by our experience and warranty. Only authorized Jacuzzi® dealers can sell genuine parts and ensure reliability and years of care free hot tub ownership.





Jacuzzi is the leading global manufacturer and distributor of bath and plumbing products for the residential, commercial and institutional markets. Known the world over for quality products and innovative technology, Jacuzzi launched an industry with the first self-contained jetted hot tub. Today, Jacuzzi offers a line of hot tubs for every style and budget. Indoors and outdoors, the Jacuzzi® Brand name stands for beauty, versatility, and excellence.

48



Your Jacuzzi® Hot Tubs Dealer is:



www.jacuzzi.com

14525 Monte Vista Avenue

Chino, CA 91710 / U.S.A.

U.S. Patent No. D585,140



© 2014 Jacuzzi® Hot Tubs. All rights reserved. Jacuzzi® is a registered trademark of Jacuzzi Inc. used with permission. All other brands, product names, company names, trade names, trademarks and service marks used are the property of their respective owners. Jacuzzi Hot Tubs may make product modifications and enhancements. Specifications may change without notice. International products may be configured differently to meet local electrical requirements. Dimensions are approximate. Manufactured under one or more United States patent numbers. Other patents may apply.

