



HOT TUB COLLECTION

2020



JACUZZI® BRAND IS AN ICON

Legendary for performance, reliability and ease of use, we set the standard by which all hot tubs are measured. While imitation may be the sincerest form of flattery, only 60 years of innovation can produce hot tub designs made to the demanding standards of the Jacuzzi® Brand.





Hot Tubs



Bathtubs



Showers



Swim Spas

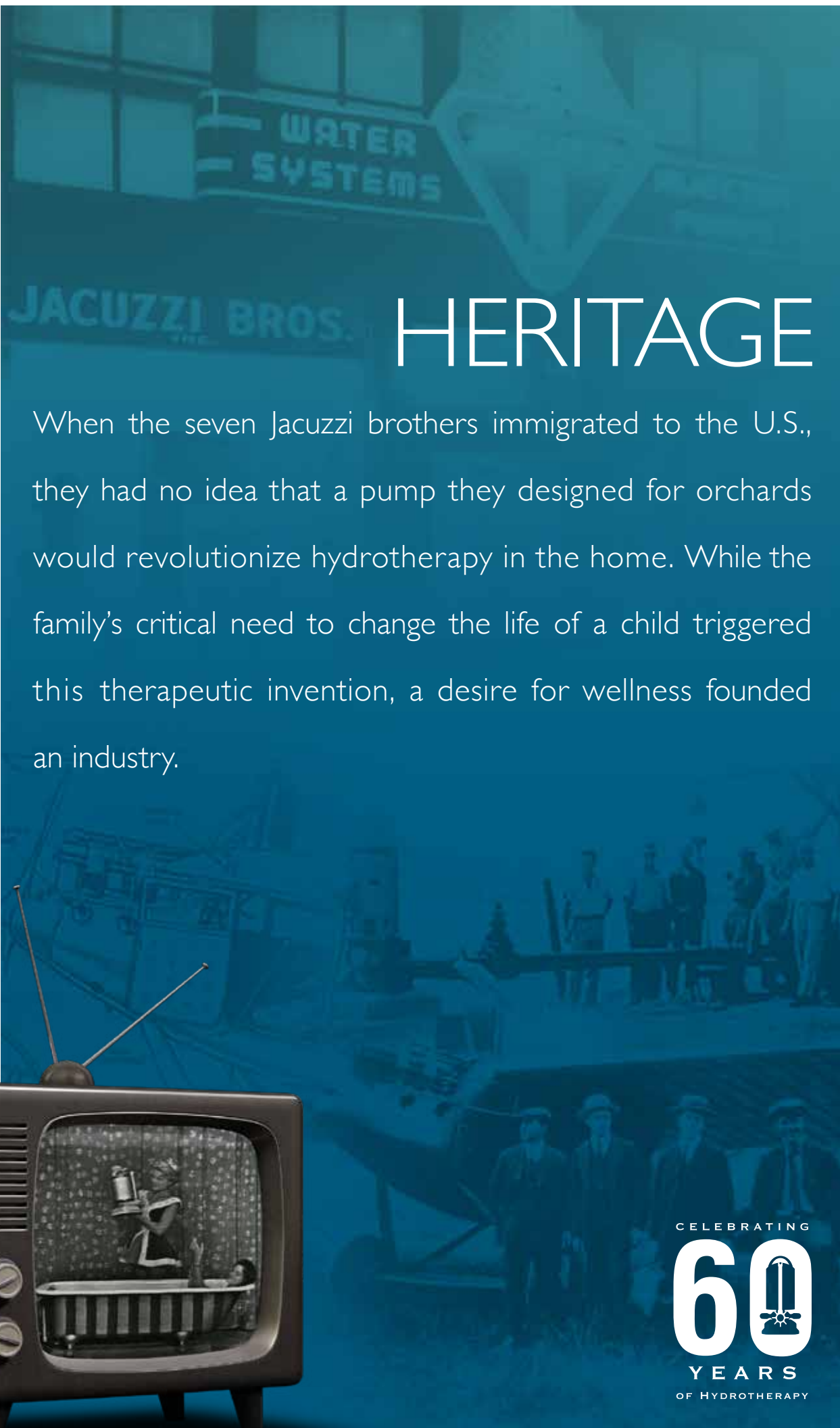


Saunas



Commercial

Jacuzzi® Brand products are manufactured in 5 countries, enjoyed in more than 100 countries worldwide, and employ thousands of people around the world. Representing decades of innovation, design, performance and ease of use, the Jacuzzi® Brand is trusted by millions of customers globally.



HERITAGE

When the seven Jacuzzi brothers immigrated to the U.S., they had no idea that a pump they designed for orchards would revolutionize hydrotherapy in the home. While the family's critical need to change the life of a child triggered this therapeutic invention, a desire for wellness founded an industry.

CELEBRATING
60
YEARS
OF HYDROTHERAPY



The Jacuzzi family departs Italy for the United States and transforms the aviation and agriculture industries.

When Ken Jacuzzi, age 2, is diagnosed with rheumatoid arthritis, his father invents a portable hydrotherapy pump to provide pain-relieving hydrotherapy.



Jacuzzi soon became a household name thanks in part to repeated appearances on the national daytime television show, *Queen for a Day*, which boasted 20 million viewers. The Jacuzzi® Brand became an overnight sensation.

Through the years, the Jacuzzi® Brand has been awarded more than 700 patents, laying our foundation for unmatched hydrotherapy and leading to breakthroughs in jet engineering, design, and the SmartTub™ system.



With a foundation in health and wellness and a dedication to research and innovation, Jacuzzi continues to develop products that improve the lives of both high-performance athletes and everyday people while leading the industry as the most recognized hot tub brand in the world.

PERFORMANCE

Jacuzzi® premium products support the needs of high endurance athletes and teams who are committed to maintaining and improving their quality of life, both during and beyond their active careers through the power of hydrotherapy. Whether you're a professional athlete or a weekend warrior, Jacuzzi® products increase your ability to recover, relax and perform, harnessing water's natural ability to heal the mind, body and soul.

The Jacuzzi® Brand proudly partners with endurance athletes and professional teams around the world.



JANET EVANS
Olympian and World Cup Champion
Freestyle Swimmer



MIKE ERUZIONE
Captain of the Gold Medal-Winning
1980 Winter Olympic Hockey Team



AMY PURDY
Paralympic Snowboarder



TRACE WORTHINGTON
2X Olympian and U.S. Ski and
Snowboard Hall of Famer



MELISSA STOCKWELL
Paralympian and Former U.S. Army
Officer



JOEY MANTIA
Olympian and World Champion
Speed Skater



SALLY GUNNELL
Olympic Track Champion



THURL BAILEY
Retired NBA Player and Inspirational
Speaker



STEVE NYMAN
Olympian and World Cup Ski Racer



TIM JITLOFF
2X Olympian and U.S. Ski Team
Member



KIMBERLEY MORRISON
Triathlete and Ironman Champion



JASON LINDSAY
Professional Trainer



CYDNEY CLANTON
LPGA Pro





HYDROMASSAGE

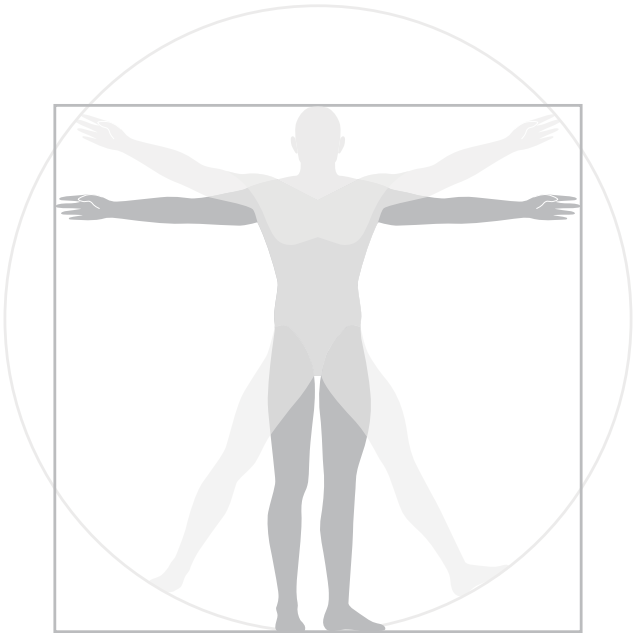
Some of the smallest daily rituals you love to do can be more beneficial than you realize. As simple as enjoying a cup of coffee, a regular hydromassage routine reduces stress and lower back pain, improves sleep and post exercise recovery, and alleviates restless leg syndrome, cramps, arthritis and fibromyalgia, improving your overall well-being.




$$\text{BALANCE} = \left(\frac{\text{PUMP}}{\text{SEAT}} \right)$$

ANTHROPOMETRIC DIMENSIONS

By studying the anthropometric dimensions of the 5th percentile of females and 95th percentile of males, we can design hot tubs based on the average dimensions of 90% of the population to deliver a personalized massage.



MUSCLE STRUCTURE
JET CONFIGURATION

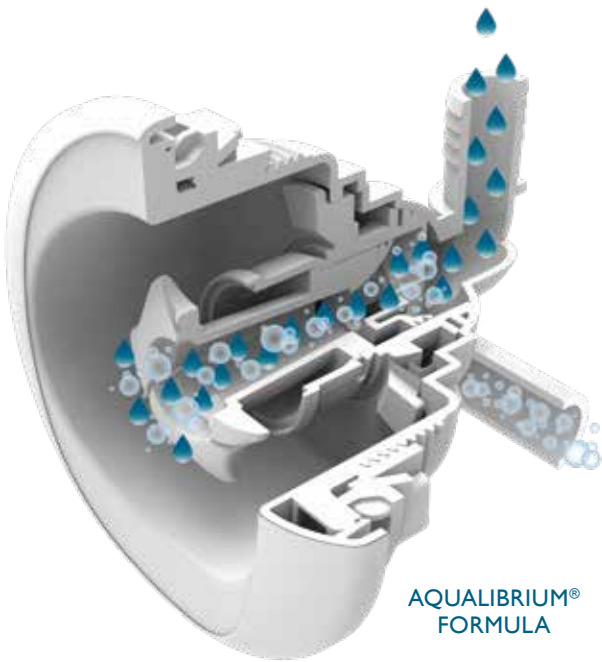


ERGONOMIC SEATING

Seats designed to follow the contours of the body and recessed jets placed to perfectly match the muscle structure of the human form delivers a comfortable, premium hydromassage experience for most body types.

COMPLETE BALANCE

Using the Aqualibrium® Formula, each jet is individually calibrated to deliver the perfect balance of air and water, then precisely paired with the exact pump-to-jet ratio needed to ensure a balanced experience in each and every seat.



FX-S	FX	FX-R	NX2	FX-LR	MX	BX	FX-L	RX	PX	FX-D
J-500™, J-400™, J-LX® AND J-300™						J-300™ EXCLUSIVE	J-400™ J-300™	J-500™ J-400™ J-LX®	J-500™ AND J-400™	
POWERPRO® JETS COLLECTION KEY										

POWERPRO® JETS* COLLECTION

Our products deliver an adjustable high-flow, low-pressure hydromassage that feels like no other.

*PowerPro® Jets are available in select models in the J-500™, J-400™, J-LX® and J-300™ Collections. Jets are not to scale.



POWERPRO® MX

Based on the form and function of the original Jacuzzi® Jet, the MX jets deliver maximum volume at a higher air-to-water ratio to deliver a bold massage to the muscles in the lower back.



POWERPRO® BX

The comforting yet rejuvenating bubbling effect massages the calves.



FX THERAPY SEAT

- FX
- FX-R
- NX2
- PX

The **full coverage neck, shoulders and back** seat delivers a deep, adjustable, rifling, spiral stream of air and water to relieve chronic aches and pains.



MX JET THERAPY SEAT

- MX
- NX2

Recognized as our original Jacuzzi® jet, the MX jet delivers a maximum volume, low pressure deep tissue massage for the **lower back**.



 **POWERPRO® FX LARGE**

Focusing on the middle of the back to relieve tension and muscle strain, the spiral action massage promotes better circulation.



 **POWERPRO® RX**

The spinning RX jet delivers comforting relief to the back and shoulders utilizing the highest performance hydromassage the Jacuzzi® Brand offers.



 **POWERPRO® PX**

Perfect for small muscle groups in the wrists, hands and legs, the gentle pulsating massage can be adjusted for different rates of flow.



 **POWERPRO® FX DIRECTIONAL**

Designed to relieve tension and improve circulation, this spiral action directional jet delivers a bold, targeted massage to the hips.



RX JET THERAPY SEAT



The spinning RX Jet seat delivers comforting **relief to the back and neck** utilizing the highest performance hydromassage the Jacuzzi® Brand offers.



PROAIR™ LOUNGE




Ease tension from your shoulders to your feet through targeted jets, pulsating FX Rotational jets, and exclusive bubbling BX jets for a **full-body experience**.

CLEAN WATER

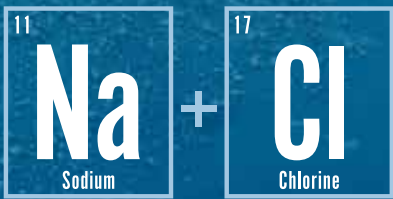
There are two options for clean water: a salt system generates chlorine from salt; UV-C technology gives you the choice between chlorine or bromine. We put the choice in your hands with UV-C technology.

UV-C SYSTEM



- Nature-inspired technology neutralizes pathogens
- Works with traditional chlorine or bromine sanitizer for sensitive skin
- Same technology used in bottled drinking water, aquariums, and hospitals

SALT SYSTEM




VS

- Uses chemical reactions to generate chlorine from salt
- Provides a soft, silky feel to the water
- Can be hard on equipment, corroding parts

CLEARRAY® UV-C TECHNOLOGY

Sophisticated yet simple, our water management system is truly designed for ease of use and exceptional performance. Utilizing CLEARRAY® technology and up to five stages of filtration, Jacuzzi® Brand technology makes it easy to maintain clean and clear water.





5-STAGE FILTRATION PROCESS*

STAGES 1 & 2

The surface skimming weir and ProCatch™ bag work together to clean the surface while trapping large debris for easy removal.

STAGE 3

The ProClarity® circulation pump filter helps to ensure clean, sparkling water quickly by catching tiny debris and particles that other filters miss.

STAGE 4

The ProClear® filter for circulation pump works to clarify water even when the jets are not running.

STAGE 5

The ProClear® jet pump filter operates with your hot tub's hydromassage pump to remove large and small particles providing the cleanest water.

All models in every collection utilize **CLEARRAY®** technology and multi-stage filtration:



CLEARRAY® UV-C TECHNOLOGY

Using UV-C light to neutralize 99.9% of waterborne pathogens, maintaining clean, fresh, clear water has never been easier. CLEARRAY® UV-C technology comes standard on all models and requires a simple annual bulb change.



CLEARRAY® PRO₃TECT™ LOW OUTPUT AUTOMATIC OXIDIZER (OPTIONAL)

Part of the CLEARRAY® Water Management System, CLEARRAY® PRO₃TECT™ supports a hands-free approach to water care for clean, clear water.

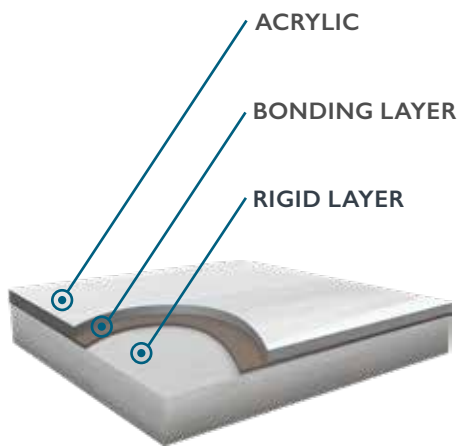
- Designed to work with CLEARRAY® UV-C technology, automatically oxidizing impurities in the water
- Low-output ozone has minimal off-gassing and prolongs life of equipment longer than traditional ozone systems
- This genuine Jacuzzi® part is specifically calibrated to work with the filtration system in your hot tub
- Upgrade any new J-300™, J-400™, or J-500™ Collection hot tub to include a factory-installed CLEARRAY® PRO₃TECT™ system

*Stages of filtration vary by collection.

QUALITY

Jacuzzi® Hot Tubs are designed for reliability, both inside and out. We believe that quality is only as good as the people, processes and parts behind the products. That's why our products are exceptionally engineered with the best materials to ensure a superior product.





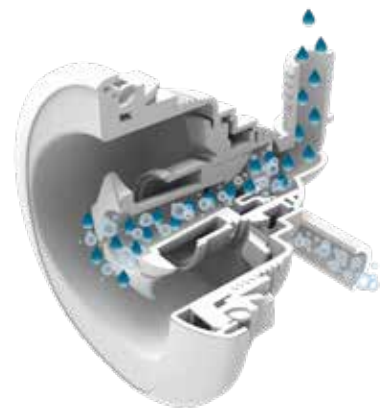
ProFusion™ Shell

Three layers of material for a strong, scratch-resistant shell



Full-foam Insulation

An air, moisture, and sound barrier adding structural integrity to pipes

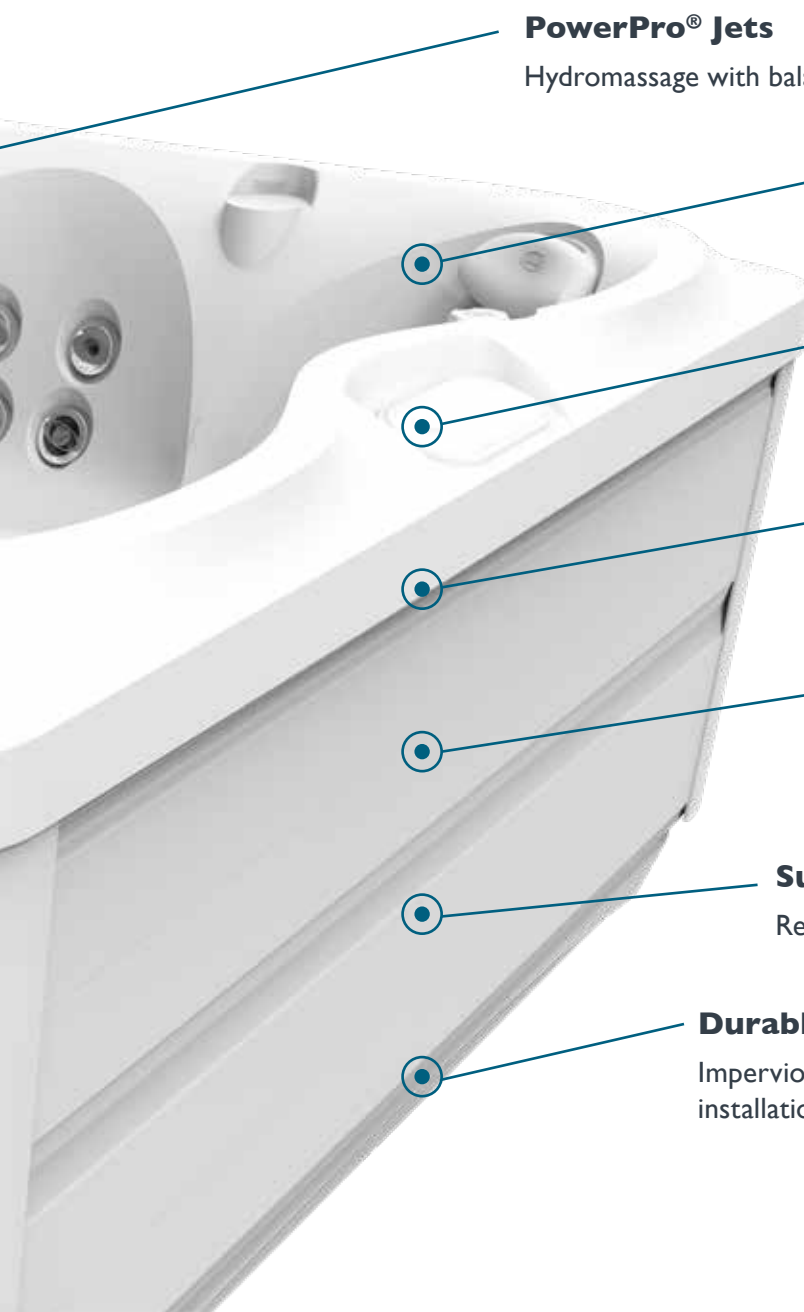


PowerPro® Jets

Utilizes the Venturi (fluid pressure) effect to create the perfect balance of air and water

Superior ProLast™ Covers

Custom fit to lock in heat and improve energy efficiency and safety



PowerPro® Jets

Hydromassage with balanced pressure for best feel

ProFusion™ Shell

Three layers for a strong, scratch-resistant shell

Programmable Filtration

Adjust settings based on energy usage reports in your SmartTub™ app

Performance-engineered Plumbing

Precise pump-to-jet ratio for optimized water pressure in every seat

Tool-free Cabinetry

High quality, UV-resistant synthetic cabinetry with easy access to critical components in your hot tub

Supportive Full-foam Insulation

Retains heat, absorbs noise, and supports plumbing

Durable ProPolymer™ Base

Impervious to nature and moisture, and makes installation easy

INNOVATION

From an app on your smart device, you can enjoy the next generation of spa ownership. The exclusive SmartTub™ system is engineered to maximize your relaxation, recovery, and energy-saving potential. It's easier than ever to use and maintain your Jacuzzi® Hot Tub.



SIMPLIFIED HOT TUB OWNERSHIP AT YOUR FINGERTIPS



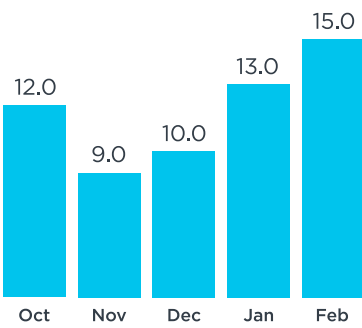
CUSTOMIZE YOUR SETTINGS

- Control energy savings and filtration
- Change temperature, lighting, and jets
- Manage your vacation home hot tub



REMOTE MONITORING

- Sends real-time alerts and diagnostics to the dealer
- Delivers energy usage reports
- Relays power outage notifications



EASY TO USE

- Always connected with cellular based service
- Activate hot tub with your Smart Home device
- Access personalized tips and how-to videos
- Shop accessories and water care supplies



INNOVATION

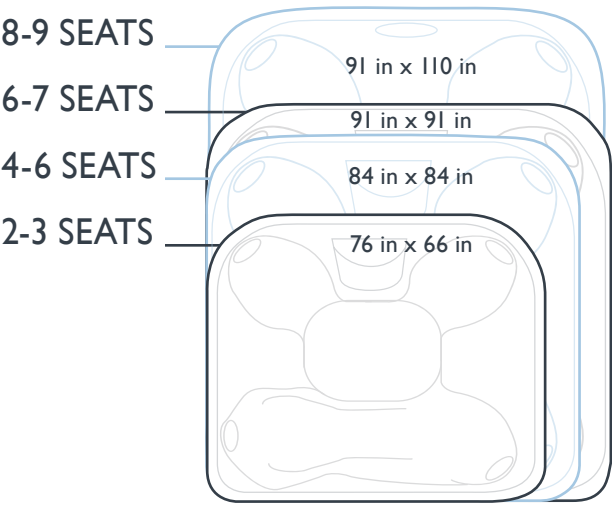


SmartTub™ system uses cellular-based communication and requires cell service from our provider partner in your area. See website for details.
*Requires subscription beginning in second year of ownership.
**Estimates are based on sensor readings and are not meant to match your utility measurements, see your local utility company for specifics to your local system.

MODEL SELECTION

I. SELECT SIZE AND MASSAGE OPTIONS

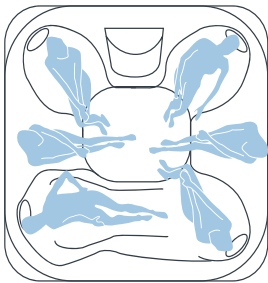
A common misconception about hot tub size is that you're limited to models with less seating options when yard space is limited. The good news is that a hot tub with more massage combinations requires only a slightly larger footprint; sometimes a matter of only a few inches.



2. CHOOSE LOUNGE VS. OPEN SEATING

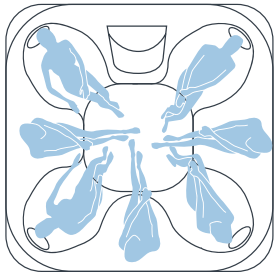
LOUNGE

A lounge seat offers a full-body massage option and a more secluded spa experience.



OPEN SEATING

An open seating model offers more massage options and makes communicating with others in the hot tub easier.



3. FIND THE COLLECTION THAT'S RIGHT FOR YOU

J-500™

COLLECTION

REVOLUTIONARY DESIGN,
LEGENDARY PERFORMANCE



J-400™

COLLECTION

ELEGANT STYLING,
SUPERIOR HYDROMASSAGE



J-300™

COLLECTION

SMART ENGINEERING,
PREMIUM JETTING



J-LX®

COLLECTION

ENERGY EFFICIENCY,
MODERN FORM



J-200™

COLLECTION

QUALITY
AND VALUE



J-500™

LUXURY
COLLECTION





J-500™

LUXURY COLLECTION

FEATURES:

- SmartTub™ System
- Dual Elevated Edges with Multi-Color Waterfalls
- Curvalux™ Designer Woven Exterior
- ProTouch™ Glass Control
- PowerPro® FX-D Jet
- Integrated Corner Exterior Lighting
- CLEARRAY® On-Demand
- 5-Stage Filtration System
- ProStream™ Filter Pump
- Floating Propolymer™ Foundation
- Quick Drain System
- ProEdge™ Interior Illumination
- Sleek Cushioned Headrest
- ProLast™ Cover

OPTIONAL FEATURES:

- CLEARRAY® PRO₃TECT™ Low Output Ozone Generator
- ProLast™ Extreme Outdoor Hot Tub Cover
- BLUEWAVE® Stereo
 - Premium Speakers
 - Amplified Sub-Woofer



PERFORMANCE

- Features PowerPro® FX Directional Jet for targeted hip massage
- Offers wrist jets incorporated into an upright seat in the J-585™ model
- Provides wider variety of seating levels to accommodate varying heights comfortably
- Delivers a deep tissue massage experience in an upgraded RX Therapy Seat, combined with spinning, sizable coverage specialty jets to relax the back, and exclusive jets that target achy hips



DESIGN

- Features Curvalux™ exterior mimicking durable, high-end patio furniture
- Showcases a modern shape with an elevated silhouette and wall mounted controls, highlighting dual waterfalls for a soothing massage experience
- Highlights contours with a revolutionary architectural lighting design integrated into the cabinetry



EASE OF USE

- Incorporates full-color ProTouch™ Glass Control panel
- Utilizes SmartTub™ system for simplified hot tub ownership, compatible with an app for remote access to energy efficiency and temperature settings, alerts, and more
- Integrates a concealed clip skirt system for easy, tool-free access

FX-S	FX	FX-R	NX2	FX-LR	MX	BX	FX-L	RX	PX	FX-D
J-500™, J-400™, J-LX® AND J-300™						J-300™ EXCLUSIVE	J-400™ J-300™	J-500™ J-400™ J-LX®	J-500™ AND J-400™	

POWERPRO® JETS COLLECTION KEY



J-585™

6-7 Seats

DIMENSIONS*
 91 in x 91 in x 37.5 in - 42 in sides
 231 cm x 231 cm x 95 cm - 107 cm sides

DRY WEIGHT
 897 lbs. (407 kg.)

TOTAL FILLED WEIGHT
 5,403 lbs. (2,451 kg.)

AVERAGE SPA VOLUME
 440 gallons (1,666 liters)

ELECTRICAL
 240VAC @ 30A/50A/60A
 230VAC 50Hz 20A

TOTAL JETS BY TYPE:

FX-S
8

FX
8

FX-R
10


FX-LR
5

MX
3

RX
8

PX
2

FX-D
2


 Est. Mo. Cost
 \$14.69



J-575™



5-6 Seats

DIMENSIONS*
 91 in x 91 in x 37.5 in - 42 in sides
 231 cm x 231 cm x 92 cm - 107 cm sides

DRY WEIGHT
 898 lbs. (407 kg.)

TOTAL FILLED WEIGHT
 5,446 lbs. (2,470 kg.)

AVERAGE SPA VOLUME
 445 gallons (1,685 liters)

ELECTRICAL
 240VAC @ 30A/50A/60A
 230VAC 50Hz 20A

TOTAL JETS BY TYPE:

FX
6

FX-R
14

NX2
2


FX-LR
6

MX
5

RX
6

PX
8

FX-D
2


 Est. Mo. Cost
 \$17.64


ACRYLIC OPTIONS



CURVALUX™ CABINETRY



PROLAST™ COVERS



*All hot tub dimensions are shown in: L x W x H.

J-400™

DESIGNER
COLLECTION





J-400™

DESIGNER COLLECTION

FEATURES:

- Distinct High Back Design
- ProFinish™ Cabinetry
- ProTouch™ Control
- PowerPro® Jets
- Specialty PowerPro® RX and PX Jets
- CLEARRAY® On-Demand
- 5-Stage Filtration System
- ProStream™ Filter Pump
- Floating Propolymer™ Foundation
- Tool-Free Cabinet Removal
- Quick Drain System
- Watercolour™ Waterfall
- Premium LED Lighting
- Adjustable Headrest
- Illuminated Cup Holders
- Status Indicator Light

OPTIONAL FEATURES:

- SmartTub™ Compatible
- CLEARRAY® PRO₃TECT™ Low Output Ozone Generator
- SmartSeal® Insulation
- Exterior Lights
- ProLast™ and ProLast™ Extreme Outdoor Hot Tub Covers
- BLUEWAVE® Stereo
 - Premium Speakers
 - Amplified Sub-Woofer



PERFORMANCE

- Offers up to nine distinct PowerPro® jets for more hydromassage coverage, including the pulsating PowerPro® PX jet, spinning PowerPro® RX jet and bold PowerPro® MX jet
- Features more top-of-the-line rotational PowerPro® RX jets
- Illuminates above and below the water with the most LED light integration. Glowing diverter knobs double as cupholders on select models



DESIGN

- Composed with an elevated back design for protection from the elements
- Incorporates a touchscreen control with a simplified user interface to make usage and maintenance easy
- Showcases higher, backlit waterfalls that cascade water down your neck and back while providing a more breathtaking effect



EASE OF USE

- Operates maximum filter processes and filters hot tub water as needed with CLEARRAY® On-Demand
- Eases maintenance with tool-free cabinet removal
- Compatible with SmartTub™ app for enhanced hot tub care and support, personalized tips and how-to videos

FX-S	FX	FX-R	NX2	FX-LR	MX	BX	FX-L	RX	PX	FX-D
J-500™, J-400™, J-LX® AND J-300™						J-300™ EXCLUSIVE	J-400™ J-300™	J-500™ J-400™ J-LX®	J-500™ AND J-400™	

POWERPRO® JETS COLLECTION KEY



J-495™

8 - 9 Seats

DIMENSIONS*
90 in x 110 in x 37.5 in - 43.5 in back
229 cm x 279 cm x 95 cm - 110 cm back

DRY WEIGHT
1,139 lbs. (517 kg.)

TOTAL FILLED WEIGHT
6,310 lbs. (2,862 kg.)

AVERAGE SPA VOLUME
520 US gallons (1,968 liters)

ELECTRICAL
240VAC @ 50A/60A
230VAC 50Hz 1x32A

TOTAL JETS BY TYPE:



	Est. Mo. Cost	w/ SmartSeal®
	\$21.10	\$15.55



J-485™

6 - 7 Seats

DIMENSIONS*
91 in x 91 in x 37.5 in - 43.5 in back
231 cm x 231 cm x 95 cm - 111 cm back

DRY WEIGHT
916 lbs. (415.5 kg.)

TOTAL FILLED WEIGHT
5,336 lbs. (2,420 kg.)

AVERAGE SPA VOLUME
440 US gallons (1666 liters)

ELECTRICAL
240VAC @ 30A/50A/60A
230VAC 50Hz 20A (2 breakers required)

TOTAL JETS BY TYPE:



	Est. Mo. Cost	w/ SmartSeal®
	\$17.50	\$14.11



J-475™



6-7 Seats

DIMENSIONS*
91 in x 91 in x 37.5 in - 43.5 in back
231 cm x 231 cm x 95 cm - 111 cm back

DRY WEIGHT
925 lbs. (419.5 kg.)

TOTAL FILLED WEIGHT
5387 lbs. (2444 kg.)

AVERAGE SPA VOLUME
440 US gallons (1666 liters)

ELECTRICAL
240VAC @ 30A/50A/60A
230VAC 50Hz 20A (2 breakers required)

TOTAL JETS BY TYPE:



	Est. Mo. Cost	w/ SmartSeal®
	\$18.94	TBD



J-445™

6 Seats

DIMENSIONS*
84 in x 84 in x 37.5 in - 43.5 in back
214 cm x 214 cm x 95 cm - 111 cm back

DRY WEIGHT
602 lbs. (281 kg.)

TOTAL FILLED WEIGHT
4,400 lbs. (1,996 kg.)

AVERAGE SPA VOLUME
370 US gallons (1,400 liters)

ELECTRICAL
240VAC @ 30A/50A/60A
230VAC 50Hz 20A (2 breakers required)

TOTAL JETS BY TYPE:



	Est. Mo. Cost	w/ SmartSeal®
	\$16.63	\$14.69



J-435™



5 - 6 Seats

DIMENSIONS*
84 in x 84 in x 37.5 in - 43.5 in back
214 cm x 214 cm x 95 cm - 111 cm back

DRY WEIGHT
822 lbs. (373 kg.)

TOTAL FILLED WEIGHT
4,492 lbs. (2,037 kg.)

AVERAGE SPA VOLUME
360 US gallons (1,363 liters)

ELECTRICAL
240VAC @ 30A/50A/60A
230VAC 50Hz 20A (2 breakers required)

TOTAL JETS BY TYPE:



	Est. Mo. Cost	w/ SmartSeal®
	\$15.77	\$11.09



J-425™

4 - 5 Seats

DIMENSIONS*
76 in x 87 in x 34 in - 39 in back
193 cm x 221 cm x 86 cm - 99 cm back

DRY WEIGHT
796 lbs. (361 kg.)

TOTAL FILLED WEIGHT
4,382 lbs. (1,988 kg.)

AVERAGE SPA VOLUME
340 US gallons (1,287 liters)


ELECTRICAL
240VAC 60Hz 40A/50A/60A
230VAC 50Hz 17A/13A

TOTAL JETS BY TYPE:



	Est. Mo. Cost	w/ SmartSeal®
	\$13.03	\$10.30

ACRYLIC OPTIONS



Porcelain



Platinum



Opal**



Silver Pearl




Sahara



Sandstone**



Desert Sand



Monaco



Caribbean Surf**




Midnight

PROFINISH™ CABINETRY



Modern Hardwood



Smoked Ebony



Brushed Gray


PROLAST™ COVERS



Black



Sienna



Gray

VINYL COVERS



Bordeaux Cover



Silverwood Cover

*All hot tub dimensions are shown in: L x W x H.
**Available on select models

J-300™

COMFORT
COLLECTION





J-300™

COMFORT COLLECTION

FEATURES:

- PowerPro® Jets
- Specialty PowerPro® BX and FX-L Jets
- Illuminated Control
- CLEARRAY® On-Demand
- 4-Stage Filtration System
- ProStream™ Circulation Pump
- Propolymer™ Foundation
- Tool-Free Cabinet
- Water Rainbow® Waterfall
- ProLite™ Led Lighting
- HydroSoothe™ Massage Pillow
- Illuminated Cup Holders

OPTIONAL FEATURES:

- SmartTub™ Compatible
- CLEARRAY® PRO₃TECT™ Low Output Ozone Generator
- ProClarity® Circulation Pump Filter
- SmartSeal® Insulation
- ProLast™ and ProLast™ Extreme Outdoor Hot Tub Covers
- BLUEWAVE® Stereo
 - Standard Speakers
 - Sub-Woofer



PERFORMANCE

- Delivers a superior hydromassage with PowerPro® Jets
- Features the bubbler PowerPro® BX Jet, exclusive to the J-300™ Collection
- Minimizes water debris with ProClear® filter



DESIGN

- Enhances comfort with ergonomically-designed seating
- Incorporates more LED lighting coverage underwater and above the water
- Features unique HydroSoothe™ massage pillow, delivering a head and neck massage and a cascade of water over neck and shoulders without splashing or spraying



EASE OF USE

- Promptly cleanses hot tub water with CLEARRAY® On-Demand
- Eases maintenance with tool-free cabinetry removal
- Makes usage and maintenance effortless with illuminated topside control panel and back-lit buttons
- Compatible with SmartTub™ app for enhanced hot tub care and support, personalized tips and how-to videos

FX-S	FX	FX-R	NX2	FX-LR	MX	BX	FX-L	RX	PX	FX-D
J-500™, J-400™, J-LX® AND J-300™						J-300™ EXCLUSIVE	J-400™ J-300™	J-500™ J-400™ J-LX®	J-500™ AND J-400™	

POWERPRO® JETS COLLECTION KEY



J-385™

6 - 7 Seats

DIMENSIONS*
91 in x 91 in x 38 in
231 cm x 231 cm x 97 cm

DRY WEIGHT
916 lbs. (415 kg.)

TOTAL FILLED WEIGHT
5,753 lbs. (2,610 kg.)

AVERAGE SPA VOLUME
500 US gallons (1,893 liters)

ELECTRICAL
240VAC 60Hz 40A/50A/60A
230VAC 50Hz 17A/13A

TOTAL JETS BY TYPE:



	Est. Mo. Cost	w/ SmartSeal®
	\$15.91	\$11.81



J-375™



5 - 6 Seats

DIMENSIONS*
91 in x 91 in x 38 in
231 cm x 231 cm x 97 cm

DRY WEIGHT
897 lbs. (407 kg.)

TOTAL FILLED WEIGHT
5,734 lbs. (2,601 kg.)

AVERAGE SPA VOLUME
470 US gallons (1,779 liters)

ELECTRICAL
240VAC 60Hz 40A/50A/60A
230VAC 50Hz 17A/13A

TOTAL JETS BY TYPE:



	Est. Mo. Cost	w/ SmartSeal®
	\$17.14	\$13.18



J-365™

6 - 7 Seats

DIMENSIONS*
84 in x 91 in x 38 in
214 cm x 231 cm x 97 cm

DRY WEIGHT
868 lbs. (394 kg.)

TOTAL FILLED WEIGHT
5,038 lbs. (2,285 kg.)

AVERAGE SPA VOLUME
440 US gallons (1,666 liters)

ELECTRICAL
240VAC 60Hz 40A/50A/60A
230VAC 50Hz 17A/13A

TOTAL JETS BY TYPE:



	Est. Mo. Cost	w/ SmartSeal®
	\$15.62	\$12.60



J-355™



5 - 6 Seats

DIMENSIONS*
84 in x 91 in x 38 in
214 cm x 231 cm x 97 cm

DRY WEIGHT
836 lbs. (379 kg.)

TOTAL FILLED WEIGHT
4,923 lbs. (2,233 kg.)

AVERAGE SPA VOLUME
400 US gallons (1,514 liters)

ELECTRICAL
240VAC 60Hz 40A/50A/60A
230VAC 50Hz 17A/13A

TOTAL JETS BY TYPE:



	Est. Mo. Cost	w/ SmartSeal®
	\$15.77	\$12.17



J-345™

6 - 7 Seats

DIMENSIONS*
84 in x 84 in x 36 in
214 cm x 214 cm x 92 cm

DRY WEIGHT
825 lbs. (374 kg.)

TOTAL FILLED WEIGHT
4,661 lbs. (2,114 kg.)

AVERAGE SPA VOLUME
370 US gallons (1,401 liters)

ELECTRICAL
240VAC 60Hz 40A/50A/60A
230VAC 50Hz 17A/13A

TOTAL JETS BY TYPE:



	Est. Mo. Cost	w/ SmartSeal®
	\$13.75	\$12.17



J-335™



5 - 6 Seats

DIMENSIONS*
84 in x 84 in x 36 in
214 cm x 214 cm x 92 cm

DRY WEIGHT
754 lbs. (342 kg.)

TOTAL FILLED WEIGHT
4,507 lbs. (2,044 kg.)

AVERAGE SPA VOLUME
360 US gallons (1,363 liters)

ELECTRICAL
240VAC 60Hz 40A/50A/60A
230VAC 50Hz 17A/13A

TOTAL JETS BY TYPE:



	Est. Mo. Cost	w/ SmartSeal®
	\$14.54	\$12.53



J-325™

4 - 5 Seats

DIMENSIONS*
84 in x 76 in x 34 in
214 cm x 193 cm x 87 cm

DRY WEIGHT
687 lbs. (312 kg.)

TOTAL FILLED WEIGHT
4,357 lbs. (1,976 kg.)

AVERAGE SPA VOLUME
360 US gallons (1,363 liters)

ELECTRICAL
120VAC 15A or
240VAC 60Hz 30/40A
230VAC 50Hz 13A/10A

TOTAL JETS BY TYPE:



	Est. Mo. Cost	w/ SmartSeal®
	\$12.67	\$10.94



J-315™

2 - 3 Seats

DIMENSIONS*
66 in x 76 in x 32 in
168 cm x 193 cm x 81 cm

DRY WEIGHT
571 lbs. (259 kg.)

TOTAL FILLED WEIGHT
2,906 lbs. (1,318 kg.)

AVERAGE SPA VOLUME
230 US gallons (871 liters)


ELECTRICAL
120VAC 15A or
240VAC 60Hz 30/40A
230VAC 50Hz 13A/10A

TOTAL JETS BY TYPE:



	Est. Mo. Cost	w/ SmartSeal®
	\$10.73	\$9.14

ACRYLIC OPTIONS



Porcelain



Platinum



Opal



Silver Pearl




Sahara



Sandstone



Desert Sand



Monaco



Caribbean Surf



Midnight

PROFINISH™ CABINETRY



Modern Hardwood



Smoked Ebony



Brushed Gray


PROLAST™ COVERS



Black



Sienna



Gray



Bordeaux Cover



Silverwood Cover

VINYL COVERS

*All hot tub dimensions are shown in: L x W x H.

J-LX[®]

ENERGY-
EFFICIENT
COLLECTION





J-LX[®]

ENERGY-EFFICIENT COLLECTION

FEATURES:

- Energy Efficient Performance
- Patented Top Deck Design
- PowerPro[®] Jets
- Specialty PowerPro[®] RX Jet
- CLEARRAY[®] System
- 4-Stage Filtration System
- ProStream[™] Filter Pump
- Propolymer[™] Foundation
- Sleek Integrated Waterfall
- Filtered LED Lighting
- LED Display
- Comfortable Headrests

OPTIONAL FEATURES:

- ProClarity[®] Circulation Pump Filter
- ProLast[™] and ProLast[™] Extreme Outdoor Hot Tub Covers
- BLUEWAVE[®] Stereo
 - Premium Speakers
 - Amplified Sub-Woofer



PERFORMANCE

- Delivers exclusive massage options with the bold PowerPro[®] MX Jet and spinning PowerPro[®] RX Jet, not available in the J-300[™] or J-200[™] Collections
- Exceeds energy efficiency standards without reduced jet power or filtration
- Maintains water temperature more efficiently with a low-watt density heater



DESIGN

- The exclusive patented flat surface deck design creates a minimalist look, while the stainless steel adds a crisp accent to the cabinet's corners
- Optional ProLast[™] cover adds a premium touch to your outdoor décor and is 25% lighter than vinyl covers for easier handling
- Durable synthetic wood steps in a selection of complementary colors to match the hot tub cabinetry; available with and without a handrail



ENERGY EFFICIENCY

- Combines high performance hot tub technology with the latest innovations in energy efficiency
- The J-LX[®] Collection is made with 1.5" of high density heat retaining backing in conjunction with our full foam filled insulation resulting in the most energy efficient spa in its class
- Streamlined, intuitive control panel for ease of use

FX-S	FX	FX-R	NX2	FX-LR	MX	BX	FX-L	RX	PX	FX-D
J-500™, J-400™, J-LX® AND J-300™						J-300™ EXCLUSIVE	J-400™ J-300™	J-500™ J-400™ J-LX®	J-500™ AND J-400™	

POWERPRO® JETS COLLECTION KEY



J-LX®

6 - 7 Seats

DIMENSIONS*
84 in x 84 in x 36 in
214 cm x 214 cm x 92 cm

DRY WEIGHT
876 lbs. (397 kg.)

TOTAL FILLED WEIGHT
5,046 lbs. (2,289 kg.)

AVERAGE SPA VOLUME
390 US gallons (1,476 liters)

ELECTRICAL
240VAC 60Hz 40A/50A/60A
230-240VAC 50Hz 20A/30A/40A

TOTAL JETS BY TYPE:

FX21

NX24

FX-LR5

MX2

RX4

Est. Mo. Cost
 \$12.46

J-LXL®

5 - 6 Seats

DIMENSIONS*
84 in x 84 in x 36 in
214 cm x 214 cm x 92 cm

DRY WEIGHT
896 lbs. (406 kg.)

TOTAL FILLED WEIGHT
5,066 lbs. (2,298 kg.)

AVERAGE SPA VOLUME
390 US gallons (1,476 liters)

ELECTRICAL
240VAC 60Hz 40A/50A/60A
230-240VAC 50Hz 20A/30A/40A

TOTAL JETS BY TYPE:

FX23

NX26

FX-LR3

MX2

RX4

Est. Mo. Cost
 \$10.94

ACRYLIC OPTIONS

Porcelain
 Platinum
 Opal
 Silver Pearl
 Sahara
 Sandstone
 Desert Sand
 Monaco
 Caribbean Surf
 Midnight

PROENDURE™ CABINETRY

Brazilian Teak
 Roasted Chestnut

PROLAST™ COVERS

Black
 Sienna
 Gray

VINYL COVERS

Bordeaux Cover
 Silverwood Cover

*All hot tub dimensions are shown in: L x W x H.

J-200™

CLASSIC
COLLECTION





J-200™

CLASSIC COLLECTION

FEATURES:

- Classic & ClassicPro™ Jets†
- 2-Stage Filtration System
- Comfortable Headrests
- Built-In Drink Holders
- Classic Waterfall
- Multi-Colored Lighting

OPTIONAL FEATURES:

- SmartTub™ Compatible
- ProLast™ and ProLast™ Extreme Outdoor Hot Tub Covers
- BLUEWAVE® Stereo on Select Models
 - Standard Speakers



PERFORMANCE

- Offers a complete hydromassage experience with tested jet placement
- Expands ergonomic options with a variety of jet configurations to find the right massage for you



DESIGN

- Maximizes durability and efficiency with strong acrylic shell and full foam insulation
- Features UV-resistant cabinet that stays beautiful longer



EASE OF USE

- Simplifies usage with one-button operation controls
- Facilitates maintenance with top-loading filtration system
- Compatible with SmartTub™ app for enhanced hot tub care and support, personalized tips and how-to videos



J-280™

6 - 7 Seats

TOTAL JETS
44 ClassicPro™ Jets

DIMENSIONS*
90 in x 90 in x 37 in
229 cm x 229 cm x 94 cm

DRY WEIGHT
885 lbs. (401 kg.)

TOTAL FILLED WEIGHT
5,639 lbs. (2,558 kg.)

AVERAGE SPA VOLUME
460 US gallons (1,741 liters)

ELECTRICAL
240VAC 60Hz 40A/50A/60A
230VAC 50Hz 20A/30A/40A

 Est. Mo. Cost
\$16.27



J-275™

6 Seats

TOTAL JETS
45 ClassicPro™ Jets

DIMENSIONS*
90 in x 90 in x 36.5 in
229 cm x 229 cm x 94 cm

DRY WEIGHT
807 lbs. (366 kg.)

TOTAL FILLED WEIGHT
5,227 lbs. (2,371 kg.)

AVERAGE SPA VOLUME
460 US gallons (1,741 liters)

ELECTRICAL
240VAC 60Hz 40A/50A/60A
230VAC 50Hz 20A/30A/40A

 Est. Mo. Cost
\$15.26



J-245™

6 - 7 Seats

TOTAL JETS
35 ClassicPro™ Jets

DIMENSIONS*
84 in x 84 in x 36 in
214 cm x 214 cm x 92 cm

DRY WEIGHT
827 lbs. (375 kg.)

TOTAL FILLED WEIGHT
4,747 lbs. (2,153 kg.)

AVERAGE SPA VOLUME
360 US gallons (1,363 liters)

ELECTRICAL
240VAC 60Hz 40A/50A/60A
230VAC 50Hz 20A/30A/40A

 Est. Mo. Cost
\$15.98



J-235™

6 Seats

TOTAL JETS
35 ClassicPro™ Jets

DIMENSIONS*
84 in x 84 in x 36 in
214 cm x 214 cm x 92 cm

DRY WEIGHT
766 lbs. (347 kg.)

TOTAL FILLED WEIGHT
4,519 lbs. (2,050 kg.)

AVERAGE SPA VOLUME
350 US gallons (1,325 liters)

ELECTRICAL
240VAC 60Hz 40A/50A/60A
230VAC 50Hz 20A/30A/40A

 Est. Mo. Cost
\$14.76



J-225™

4 - 5 Seats

TOTAL JETS
23 Classic Jets

DIMENSIONS*
84 in x 76 in x 34.5 in
213 cm x 193 cm x 87 cm

DRY WEIGHT
562 lbs. (255 kg.)

TOTAL FILLED WEIGHT
4,219 lbs. (1,914 kg.)

AVERAGE SPA VOLUME
354 US gallons (1,340 liters)

ELECTRICAL
120VAC 60Hz 15A or
240VAC 60Hz 30A/40A
230VAC 50Hz 20A/30A

 Est. Mo. Cost
\$14.62



J-215™

2 - 3 Seats

TOTAL JETS
19 Classic Jets

DIMENSIONS*
66 in x 76 in x 32 in
168 cm x 193 cm x 81 cm

DRY WEIGHT
492 lbs. (223 kg.)

TOTAL FILLED WEIGHT
2,780 lbs. (1,261 kg.)

AVERAGE SPA VOLUME
220 US gallons (833 liters)

ELECTRICAL
120VAC @ 15A
240VAC @ 30A/40A
230VAC 50Hz 20A/30A

 Est. Mo. Cost
\$12.46



J-210™

4 - 5 Seats

TOTAL JETS
19 Classic Jets

DIMENSIONS*
78 in x 36 in
198 cm x 91 cm

DRY WEIGHT
527 lbs. (239 kg.)

TOTAL FILLED WEIGHT
3,112 lbs. (1,412 kg.)


AVERAGE SPA VOLUME
240 US gallons (908 liters)

ELECTRICAL
120VAC 60Hz 15A
240VAC 60Hz 30A/40A
230VAC 50Hz 20A/30A

 Est. Mo. Cost
\$13.32



ACRYLIC OPTIONS



Porcelain



Platinum



Opal



Silver Pearl




Sahara



Sandstone



Desert Sand



Monaco




Caribbean Surf



Midnight

PROENDURE™ CABINETRY



Brazilian Teak




Silverwood



Roasted Chestnut


PROLAST™ COVERS




Black




Sienna



Gray



Bordeaux Cover



Silverwood Cover

VINYL COVERS

*All hot tub dimensions are shown in: L x W x H.

†Select models



©2020 Jacuzzi Hot Tubs. All rights reserved. Jacuzzi® is a registered trademark of Jacuzzi Inc. used with permission. All other brands, product names, company names, trade names, trademarks and service marks used are the property of their respective owners. Jacuzzi Hot Tubs may make product modifications and enhancements. Specifications may change without notice. International products may be configured differently to meet local electrical requirements. Dimensions are approximate. Manufactured under one or more United States patent numbers. Other patents may apply.

www.jacuzzi.com
13925 City Center Drive, Suite 200
Chino Hills, CA 91709

Part No: 2890-043G
1/20

