



DIMENSION ONE SPAS®





CONTENTS

DISTINCTLY D1®	○	2
WATER QUALITY	●	3
FEATURES	●	4-7
BAY™	●	9-17
REFLECTIONS™	●	18-21
@HOME®	●	22-25

COLLECTIONS

Amore Bay® Model Shown



DIMENSION ONE SPAS®

At Dimension One Spas, the difference is clear the second you sink into the warm, revitalizing water. Our state-of-the-art bioform seats precisely fit each body type, from the height and curves of the seats to the placement of each patented, easy-to-adjust jet.



At Dimension One Spas, our precision engineering is evident in every detail of every hot tub we sculpt, derived from a thirst for knowledge and a love for the latest technology. With nearly 40 years of pushing the envelope of what a hot tub should be, we have integrated intelligence, utilized the most durable materials and given you more features that give you exactly what you need.

METICULOUS RESEARCH

The science of Hydronomics™, created by Dimension One Spas engineers and design experts, is the study of hydrotherapy and ergonomics to create seat combinations and jet configurations that offer a complete head-to-toe experience in every spa we design. From where we place jets at your feet to how jets are positioned on your neck, we have examined every detail so you don't have to.



Aurora™ Model Shown

Limiting the amount of time you spend on water maintenance while also limiting the amount of chemicals you buy and use, the Dimension One Spas® patented system gives you crystal-clear water you won't find anywhere else.



ULTRAPURE™ PLUS (Bay™ Collection)

Utilizing the same technology as the drinking water purification processes in Europe, the UltraPure™ PLUS water management system introduces ultraviolet light in addition to mixing ozone and water three times to create the most effective system available. UV light comes in contact with eight gallons of water per minute, diligently neutralizing any remaining impurities. The dual filtering method also allows for the water management system and fountains to run separately and quietly, cleaning the water while you use your hot tub.



ULTRAPURE™ (Reflections™ Collection)

Improving upon the industry standard, D1 offers the patented UltraPure™ water management system. This hot tub filtration system mixes ozone and water three times to ensure ozone comes in contact with every drop of water to provide the purest water possible, 24 hours a day.



CLEARZONE® PRO (@Home® Collection)

As the pioneers of the use of ozone in hot tub water care, we know that not all ozone systems are created equal. Through the use of this natural, oxygen-based system, ClearZone® PRO significantly reduces the need for chemicals by fighting and oxidizing impurities 47% more efficiently than standard ozone systems.

DIMENSION ONE SPAS® FEATURES

D1 HUB™ ADVANCED CONTROL

The D1 Hub™ advanced control simplifies functions to make it easy to manage your spa, allowing you to connect to the optional D1® Connect app to control your spa even when you aren't within arms' reach.



JET THERAPY PILLOW™

The exclusive, patented Jet Therapy Pillow™ features two to four neck and shoulder jets. These jetted pillows are height adjustable and can be positioned to target the right spot.



LIQUID FX™

In the Bay™ and Reflections™ Collections, Liquid FX™ incorporates lights and water to engage your senses, with models showcasing one-of-a-kind interchangeable fountains and water features.



DYNAMIC MASSAGE SEQUENCER™

The Dynamic Massage Sequencer™ features individual controls and six preprogrammed massage combinations to target different body zones, giving you the option to customize speed as well as pausing the succession.



DIMENSION ONE SPAS® FEATURES

TERRACINA™ SKIRTING

The natural wood tones of the durable Terracina™ Collection create a hot tub exterior unmatched in beauty that you will enjoy for years to come.



ULTRALOUNGE™

Every UltraLounge™ delivers head-to-toe therapy utilizing precision angles to keep your body in the perfect position to reduce buoyancy so you don't float out of your seat.



PATENTED ADJUSTABLE JETS

Varying the power of your massage is easy with adjustable jets featuring a patented design that makes it easy to grip and turn underwater.



ECHO™ UNDERWATER SWITCHES

Echo™ underwater magnetic switches make it easy to control jets and lights from your seat without having to leave the warmth of the water.



BAY™ COLLECTION

The Bay™ Collection is available in four models ranging in size, from a two-seater to a large spa with room for up to eight adults. From the distinctive curvilinear silhouette to the deep, fully-loaded interior, the Bay™ Collection is more than a sight to behold; it's everything you could ever dream of in a spa.

CORE FEATURES:

- Patented Curvilinear Design
- Deepest Soaking Experience
- Patented Adjustable Stainless Steel Jets
- 4-Jet Therapy Pillow™
- D1 Hub™ Advanced Controls
- Terracina™ Skirting
- Liquid FX™
- One-of-a-Kind Fountains and Water Features
- UltraPure® PLUS Water Management System
- Dynamic Massage Sequencer™
- Echo™ Underwater Switches

Optional:

- Stereo
- D1® Connect App
- Exterior Lighting



SARENA BAY®





The Sarena Bay® is the world's first curvilinear hot tub. Unlike ordinary, square hot tubs, its patented design will add an eye-catching centerpiece to any backyard retreat. It is also the only tub featuring two independent Dynamic Massage Sequencers™.



OPTIONAL:

-  EXTERIOR LIGHTING
-  STEREO
-  D1® CONNECT APP



-  7-8 PERSONS
-  84 JETS
-  5 PUMPS
-  4-JET THERAPY PILLOW™
-  D1 HUB™
-  2 DYNAMIC MASSAGE SEQUENCER™
-  ULTRAPURE™ PLUS
-  LIQUID FX™
-  BUBBLING HEMISPHERE WATER FEATURE
-  ECHO™ JET SWITCH

AMORE BAY®

The design and creation of the Amore Bay® Spa was inspired by love and the classic heart shape. This spa is large enough for up to eight adults and also boasts the only model in the Bay® Collection to feature bench seating to make it easy to move around.



OPTIONAL:

- EXTERIOR LIGHTING
- STEREO
- D1® CONNECT APP



- 7 PERSONS
- 62 JETS
- 5 PUMPS
- 4-JET THERAPY PILLOW™
- D1 HUB™
- DYNAMIC MASSAGE SEQUENCER™
- ULTRAPURE™ PLUS
- LIQUID FX™
- RAINBOW FOUNTAIN & BABBLING BROOK WATER FEATURE
- ECHO™ JET SWITCH

LOTUS BAY®

Inspired by the Asian water lily, this hot tub cultivates relaxation and tranquility, perfect for reconnecting. The Lotus Bay® is great for those looking for a powerful hydromassage -- and a little privacy.



OPTIONAL:

- EXTERIOR LIGHTING
- STEREO
- D1® CONNECT APP



- 5-6 PERSONS
- 69 JETS
- 5 PUMPS
- 4-JET THERAPY PILLOW™
- D1 HUB™
- DYNAMIC MASSAGE SEQUENCER™
- ULTRAPURE™ PLUS
- LIQUID FX™
- HEMISPHERE WATER FEATURE
- ECHO™ JET SWITCH

DUPREE BAY®

The Dupree Bay® is simply the best two-person spa in the world. It is perfect for those who demand the highest performance therapy and massage. This spa is ideal for those who have had a hot tub in the past and now want the very best in a two-seater spa.



OPTIONAL:

- EXTERIOR LIGHTING
- STEREO
- D1® CONNECT APP



- 2-3 PERSONS
- 44 JETS
- 4 PUMPS
- 4-JET THERAPY PILLOW™
- D1 HUB™
- DYNAMIC MASSAGE SEQUENCER™
- ULTRAPURE™ PLUS
- LIQUID FX™
- HEMISPHERE WATER FEATURE
- ECHO™ JET SWITCH

REFLECTIONS™ COLLECTION

For the most comprehensive hydrotherapy performance, the Reflections™ Collection is designed for you. With seats of varying heights for different body types, powerful, adjustable hydrotherapy jets, and unique features you cannot find anywhere else, these hot tubs deliver a truly rejuvenating experience.

CORE FEATURES:

- Patented Adjustable Jets
- 4-Jet Therapy Pillow™
- D1 Hub™ Advanced Controls
- Liquid FX™
- UltraPure™ Water Management System
- Dynamic Massage Sequencer™ (Select Models)
- UltraLounge™ (Select Models)

Optional:

- Stereo
- D1® Connect App
- Terracina™ Skirting
- Exterior Lighting
- Stainless Steel Jets



CHAIRMAN™



SEATS	5-6	5-6	SEATS
JETS	51	37	JETS
LENGTH	92"	92"	LENGTH
WIDTH	92"	92"	WIDTH
HEIGHT	36"	36"	HEIGHT



DIPLOMAT™



SEATS	5-6	5-6	SEATS
JETS	48	42	JETS
LENGTH	92"	92"	LENGTH
WIDTH	92"	92"	WIDTH
HEIGHT	36"	36"	HEIGHT



CALIFORNIAN™



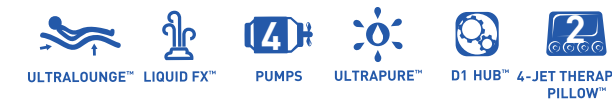
NAUTILUS™



AURORA™



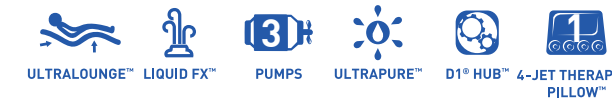
SEATS	5-6
JETS	35
LENGTH	84"
WIDTH	84"
HEIGHT	36"



SEVILLE®



SEATS	5-6
JETS	41
LENGTH	78"
WIDTH	84"
HEIGHT	31"



NAUTIQUE™



6-7 SEATS
45 JETS
83" LENGTH
84" WIDTH
36" HEIGHT



TRIAD™



2-3 SEATS
25 JETS
67" LENGTH
84" WIDTH
30" HEIGHT



LATITUDE™



SEATS 5-6
 JETS 44
 LENGTH 92"
 WIDTH 92"
 HEIGHT 36"

6-7 SEATS
 45 JETS
 92" LENGTH
 92" WIDTH
 36" HEIGHT



WAYFARER™



SEATS 5-6
 JETS 42
 LENGTH 83"
 WIDTH 83"
 HEIGHT 36"

6-7 SEATS
 42 JETS
 83" LENGTH
 83" WIDTH
 36" HEIGHT



MERIDIAN™



SOJOURN™



DREAM™



SEATS 5-6
 JETS 34
 LENGTH 83"
 WIDTH 83"
 HEIGHT 36"

BREEZE™



6-7 SEATS
 35 JETS
 83" LENGTH
 83" WIDTH
 36" HEIGHT

ARENA™



SEATS 5-6 JETS 14
 DIAMETER 87" HEIGHT 36"



JOURNEY™



SEATS 4-5 JETS 20
 DIAMETER 78" HEIGHT 35"



SERENADE™



2-3 SEATS
 18 JETS
 83" LENGTH
 66" WIDTH
 30" HEIGHT





DIMENSION ONE SPAS®

www.d1spas.com

1819 ASTON AVENUE, SUITE 105, CARLSBAD, CA 92008

©2016 New Dimension One Spas, Inc. All rights reserved. Dimension One Spas® as well as many product names contained herein are registered trademarks of New Dimension One Spas, Inc., used with permission. Other brands, product names, company names, trade names, trademarks and service marks used are the property of their respective owners. New Dimension One Spas, Inc. reserves the right to make product modifications, enhancements, and change specifications, without notice. International products may be configured differently to meet local electrical requirements. Dimensions are approximate. Products are manufactured under one or more United States patent numbers, and other patents may apply.

Sarena Bay® Model Shown on Cover